



# S.I.E.

SPECCHI RETROVISORI

FURGONI E AUTOCARRI

Vans and Truck • Fourgons  
et Camions



**SPECCHI RETROVISORI e VETRI DI RICAMBIO**  
Rear-view mirrors and spare glasses  
Retroviseurs et glaces de rechange



LOOK BACK  
TO THE FUTURE



**S.I.E.**

**REALIZZIAMO DISPOSITIVI  
PER LA VISIONE INDIRECTA  
GUARDANDO AL FUTURO**

Competenza, professionalità e continua ricerca garantiscono a S.I.E. gli alti standard qualitativi nella progettazione e nella produzione di specchietti retrovisori certificati dal Ministero dei Trasporti per macchine nel settore agricolo e industriale, furgoni, autocarri e altri veicoli.

Fondata a Volvera, in provincia di Torino, nel 1993 S.I.E. si contraddistingue per la produzione di specchietti di ricambio per autoveicoli. Nel 1996, con l'obiettivo di ottimizzare il ciclo produttivo, l'azienda si presentò sul mercato nazionale e internazionale per la produzione completa di dispositivi per la visione indiretta

WE MANUFACTURE DEVICES FOR INDIRECT VISION,  
LOOKING INTO THE FUTURE

Expertise, professionalism, and continuous research guarantee S.I.E. high quality standards in the design and production of rearview mirrors certified by the Ministry of Transport for machinery in the agricultural and industrial sectors, vans, trucks, and other vehicles.

Founded in Volvera, in the province of Turin, in 1993, S.I.E. is known for producing replacement mirrors for vehicles. In 1996, with the goal of optimizing the production process, the company entered the national and international market for the full production of indirect vision devices.



**100% MADE IN ITALY**

Visita il sito [sie-srl.eu](http://sie-srl.eu)





## SINCE 1993

Come molte realtà italiane, S.I.E. nasce nel 1993 da una piccola produzione di vetri per gli specchietti delle automobili.

Dal 1996 iniziò a entrare nella filiera produttiva di industrie di primo impianto. Oltre allo specchietto S.I.E. iniziò ad assimilare tutte le componentistiche per realizzare integralmente i dispositivi per la visione indiretta: aste di supporto, coppe e specchietti.

Il fondatore, Antonio Bourcier, avviò l'attività in un piccolo spazio di lavoro, oggi S.I.E. occupa un capannone di 3000 mq integrato da presse per lo stampaggio di materie plastiche che servono per un miglioramento del servizio e della qualità produttiva dei particolari nel territorio piemontese in cui avviene l'intera produzione.

Like many Italian companies, S.I.E. was founded in 1993 as a small producer of glass for car mirrors.

Since 1996, it has been involved in the production chain of first-rate industries. In addition to mirrors, S.I.E. began to manufacture all the necessary components to create the complete indirect vision devices: support rods, cups, and mirrors.

The founder, Antonio Bourcier, started the business in a small workspace, but today S.I.E. occupies a 3000 sqm warehouse integrated with plastic molding presses. This integration allows for an improved service and productive quality of the parts produced in the entire Piedmont region, where the company operates.

## INDICE

|         |                          |
|---------|--------------------------|
| 14      | Fiat Lancia              |
| 15-19   | Citroen                  |
| 20-27   | Fiat Om                  |
| 28      | Ford                     |
| 29-35   | Iveco                    |
| 36-39   | Mercedes                 |
| 40      | Opel                     |
| 41-45   | Peugeot                  |
| 46-47   | Volkswagen               |
| 50-57   | Astra                    |
| 58-64   | Daf                      |
| 65      | Isuzu                    |
| 66-86   | Iveco                    |
| 87-88   | Leyland                  |
| 89-93   | Man                      |
| 94-98   | Mercedes                 |
| 99-100  | Nissan VC                |
| 101-102 | Renault                  |
| 103-107 | Scania                   |
| 108-114 | Volvo                    |
| 116-120 | Retrovisori Universali   |
| 121-123 | Coppe e vetri Universali |
| 124-127 | Bracci Universali        |
| 129-130 | Ricambi Universali       |



La parti di ricambio per furgoni ed autocarri presenti in questo catalogo sono da considerarsi adattabili rispetto ai ricambi originali, ma non sono dei ricambi originali.

La S.I.E. s.r.l. vuole evitare qualunque problema di interferenza con i diritti di proprietà industriale appartenenti alle case produttrici di veicoli citate nel presente catalogo e rimane pertanto a completa disposizione per modificare od eliminare qualunque elemento possa essere ritenuto potenzialmente in grado di ledere qualunque loro diritto.

La S.I.E. s.r.l. ha posto ogni cura per evitare di commercializzare parti di ricambio che siano state prodotte in violazione della normativa in materia di marchi e brevetti ed è a disposizione delle case produttrici per togliere dal proprio catalogo merci che, a sua insaputa, risultassero violare marchi e brevetti registrati.

Le merci commercializzate da S.I.E. s.r.l. sono compatibili rispetto a furgoni ed autocarri su cui possono essere montate come parti di ricambio, ma non sono uguali ai ricambi originali forniti dalle case produttrici e dai rivenditori da queste autorizzati.

I prodotti presenti in questo catalogo, infatti, sono compatibili con i veicoli commercializzati con marchi Astra®, Citroën®, Daf®, Fiat®, Ford®, Isuzu®, Iveco®, Leyland®, Man®, Mercedes®, Nissan®, Opel®, Peugeot®, Renault®, Same®, Scania®, Volkswagen® e Volvo®, i cui titolari sono completamente indipendenti rispetto alla S.I.E. s.r.l. non essendo ad essa collegati né direttamente né indirettamente.

L'indicazione dei marchi Astra®, Citroën®, Daf®, Fiat®, Ford®, Isuzu®, Iveco®, Leyland®, Man®, Mercedes®, Nissan®, Opel®, Peugeot®, Renault®, Same®, Scania®, Volkswagen® e Volvo®, viene fatta esclusivamente ai sensi e per gli effetti di quanto di- spostato dall'art. 12 del Regolamento 207/2009/UE risultando necessaria per indicare la destinazione di un prodotto come accessorio o pezzo di ricambio.

## PREFACE

The spare parts for vans and lorries which are in this

catalogue must be regarded as adaptable compared to the original spare parts, but they are not the original spare parts.

The company S.I.E. s.r.l. wants to avoid any problem about the interference with industrial property rights belonging to car manufacturers mentioned in this catalogue and it remains at complete disposal to modify or eliminate any elements that could be considered potentially damaging for any rights.

The company pays specific attention to avoid the commercialization of spareparts that have been produced in violation of legislation relating to trade marks and patents. Moreover, the company is at disposal of car manufacturers to remove from its catalogue the goods, which, without its knowledge, violate trademarks and patents.

The goods sold by S.I.E. s.r.l. are adaptable for vans and lorries to which can be fitted as spare parts, but they are not the same as the original ones provided by car manufacturers and authorized dealers.

The products in this catalogue are, in fact, compatible with vehicles commercialized with brands as Astra®, Citroën®, Daf®, Fiat®, Ford®, Isuzu®, Iveco®, Leyland®, Man®, Mercedes®, Nissan®, Opel®, Peugeot®, Renault®, Same®, Scania®, Volkswagen®, and Volvo® whose owners are completely independent towards the company S.I.E. s.r.l., not being related directly or indirectly.

The indication of the brands Astra®, Citroën®, Daf®, Fiat®, Ford®, Isuzu®, Iveco®, Leyland®, Man®, Mercedes®, Nissan®, Opel®, Peugeot®, Renault®, Same®, Scania®, Volkswagen® and Volvo® is done, exclusively, in accordance and for the purposes of Article 12 of the Regulation 207/2009/EU resulting necessary to indicate the destination of a product as accessory or spare part.

LA S.I.E. s.r.l. È UNA SOCIETÀ CHE PRODUCE SPECCHI RETROVISORI IN SERIE O A SPECIFICO DISEGNO DEL CLIENTE, PER TRATTORI, MACCHINE MOVIMENTO TERRA, AUTOCARRI, FURGONI E AUTO.

L'anno in cui l'azienda si presentò sul mercato nazionale ed internazionale fu il 1993, come ditta individuale. Inizialmente la produzione si basò esclusivamente sui vetri di ricambio per vetture ma, dopo qualche anno, e precisamente dal 1996 si diede inizio alla costruzione di stampi per la produzione di specchi completi.

Nei primi tempi tutte le lavorazioni erano eseguite da aziende esterne, ma dal 2003 per ottimizzare i metodi e garantire una maggiore qualità dei prodotti si procedette al trasferimento in un capannone di 3000 mq a Volvera, in provincia di Torino.

Con l'acquisizione di maggior spazio e con l'acquisto di macchinari a controllo numerico (come la segatrice e la piega tubi), tutte le lavorazioni meccaniche furono inserite all'interno dell'azienda. Successivamente fu portato internamente anche il procedimento della saldatura. Con questi miglioramenti abbiamo ottenuto la possibilità del totale controllo sulle lavorazioni meccaniche.

Per poter ottenere ulteriori garanzie di qualità, nel 2003 abbiamo acquisito la certificazione ISO 9001, in un secondo tempo la certificazione del Ministero dei Trasporti alla produzione in serie dei nostri articoli e la certificazione per la vendita dei prodotti sul mercato americano (certificazione rilasciata dalla FAKT s.r.l. di Brescia).

Negli anni successivi, grazie ad un continua crescita sul mercato, siamo riusciti a trasformare l'azienda in una Società di Capitali. Queste innovazioni, ci hanno permesso di ottenere anche l'inserimento nel settore del primo equipaggiamento per vetture, macchine agricole e movimento terra.

Nell'ultimo anno, con un ulteriore sforzo, abbiamo acquisito una piccola azienda di stampaggio materie plastiche permettendoci in questo modo di incrementare il nostro parco macchine di un'officina interna per la manutenzione stampi e di una linea completa per lo stampaggio ad iniezione composta da presse di vari tonnellaggi, partendo da piccole Negri-Bossi da 40 e 50 tonnellate fino ad arrivare a grandi macchine Sandretto da 160 tonnellate, permettendoci così un maggior controllo qualitativo dei componenti in plastica.

OUR COMPANY STARTED ITS ACTIVITY IN NATIONAL AND INTERNATIONAL MARKET IN 1993 AS AN INDIVIDUAL ENTERPRISE.

In a first phase, our production was exclusively composed by spare glasses for cars but, after few years, and precisely in 1996 we began with molding for production of complete mirrors for passenger cars, industrial and agricultural vehicles.

In first years all the machining was processed by external companies but starting from 2003 in order to improve our methods and to guarantee an higher quality to our products we moved to another plant of 3000 sq.m. located in Volvera, in the outskirts of Torino. After the acquisition of a larger space and of new CNC machines (as the sawing and pipe bending machine), all the machining started to be processed inside our plant. In the end, also the welding process was moved inside. With these improvements we obtained the possibility of total control on mechanical processing. All our parts can be supplied in normal or heated version but also with manual or with electric operated movement.

In order to obtain further quality guarantees, in 2003 we firstly got ISO 9001 quality certification, secondly we got the certification issued by Ministry of Transport for serial production and then the certification for products' distribution in American market (certification issued by FAKT s.r.l. Brescia).

In following years, thanks to our continue growth in the market, we could change our firm from individual to limited company. These improvements allowed us to enter also in the first equipment market for cars, agricultural vehicles and earth moving machines. Last year, with a further effort, we acquired a small company of molding of plastic components, allowing us to enlarge our machine fleet and to mold several products completely.





## Componente

- Specchio completo**  
Complete mirror  
Rétroviseur complet
- Coppa ricambio**  
Only spare head  
Coupelle de rechange
- Coppa senza vetro**  
Mirror head without glass unit  
Boîtier sans glace de rechange
- Vetro completo di piastra**  
Glass with plastic plate  
Glacé avec plaque
- Vetro ricambio curvo**  
Curved spare glass  
Glacé de rechange courbe
- Vetro ricambio asferico**  
Aspherical spare glass  
Glacé de rechange asphérique
- Specchio completo interno**  
Complete internal mirror  
Rétroviseur intérieur complet

## Guida veicoli

- Guida a sinistra**  
Left hand drive  
Conduite à gauche
- Guida a destra**  
Right hand drive  
Conduite à droite
- Guida a destra/sinistra**  
Right/Left hand drive  
Conduite à gauche/droite

## Applicazione

- Applicazione lato destro**  
For right side application  
Applicable à droite

- Applicazione lato sinistro**  
For left side application  
Applicable à gauche
- Applicazione lato destro/sinistro**  
For right/left side application  
Applicable à droite/ gauche

## Regolazione

- Regolazione manuale**  
Manually adjustable  
Réglage manuel
- Regolazione elettrica**  
Remote controlled  
Réglage électrique
- Comando meccanico**  
Mechanical control  
Avec réglage intérieur

## Riscaldato

- 12V Riscaldato (12V)**  
Heated (12V)  
Chauffant (12V)
- 24V Riscaldato (24V)**  
Heated (24V)  
Chauffant (24V)

## Potenza

- 20 W Potenza (20Watt)**  
Power consumption (20Watt)  
Puissance (20Watt)
- 30 W Potenza (30Watt)**  
Power consumption (30Watt)  
Puissance (30Watt)
- 40 W Potenza (40Watt)**  
Power consumption (40Watt)  
Puissance (40Watt)
- 50 W Potenza (50Watt)**  
Power consumption (50Watt)  
Puissance (50Watt)

## Tensione

- 12 V Tensione (12Volt)**  
Voltage (12Volt)  
Voltage (12Volt)
- 24 V Tensione (24Volt)**  
Voltage (24Volt)  
Voltage (24Volt)

## Indicatore

- Indicatore di direzione**  
Indicator  
Clignotant
- Lampadina**  
Bulb  
Ampoule

## Materiale vetro

- AI Vetro alluminato**  
Aluminum glass  
Glacé aluminium
- Cr Vetro cromato**  
Chromed glass  
Glacé chromée
- Blue Vetro blu interferenziale**  
Antireflex blue glass  
Plate bleutée anti-reflet

## Raggio curvatura (R:raggio)

- PLAN Specchio piano**  
Interior mirror  
Rétroviseur intérieur
- 200 Specchio r200**  
Main mirror  
Rétroviseur principal
- 300 Specchio r300**  
Twin mirror  
Double rétroviseur
- 450 Specchio r450**  
Main mirror small  
Petit rétroviseur principal

- 800 Specchio r800**  
Wide angle mirror  
Grand rétroviseur d'angle
- 1300 Specchio r1300**  
Roof mirror  
Rétroviseur de parking
- 2000 Specchio r2000**  
Front view mirror  
Rétroviseur avant
- 1300 +300 Specchio r1300+r300**  
Front view mirror  
Rétroviseur avant

## Sistema di aggancio piastra

- Attacco a molla**  
Spring system  
Système de ressort
- Attacco a ghiera**  
Ring coupling system  
Système à frette
- Attacco a incastro**  
Intellocking system  
Système à encastrement
- Attacco quadrato**  
Square system  
Système à quatre pans
- Attacco perimetrale**  
Perimeter system  
Système périphérique
- Attacco centrale**  
Central system  
Système central

## Altri dettagli

- Resistenza**  
Heating foil  
Feuille chauffante
- Calotta**  
Back cover  
Couvercle



**Telaio**  
Frame  
Chassis



**Soffietto**  
Rubber boot  
Soufflet de protection



**Adattatore**  
Adaptor  
Adaptateur



**Motorino**  
Actuator  
Moteur



**Dispositivo di bloccaggio**  
Clamping device  
Collier de fixation



**Sensore di temperatura**  
Temperature sensor  
Capteur de température



**Diametro Morsetto 28mm**  
Clamp diameter 28mm  
Étrier diamètre 28mm



**Diametro Morsetto 8>20mm**  
Clamp diameter 8>20mm  
Étrier diamètre 8>20mm



**Diametro Morsetto 16>20mm**  
Clamp diameter 16>20mm  
Étrier diamètre 16>20mm



**Diametro Morsetto 18>22mm**  
Clamp diameter 18>22mm  
Étrier diamètre 18>22mm



**Diametro Morsetto 12>28mm**  
Clamp diameter 12>28mm  
Étrier diamètre 12>28mm



**Diametro Morsetto 22>28mm**  
Clamp diameter 22>28mm  
Étrier diamètre 22>28mm

## Morsetto Ø



**Diametro Morsetto 8mm**  
Clamp diameter 8mm  
Étrier diamètre 8mm



**Diametro Morsetto 10mm**  
Clamp diameter 10mm  
Étrier diamètre 10mm



**Diametro Morsetto 12mm**  
Clamp diameter 12mm  
Étrier diamètre 12mm



**Diametro Morsetto 16mm**  
Clamp diameter 16mm  
Étrier diamètre 16mm



**Diametro Morsetto 20mm**  
Clamp diameter 20mm  
Étrier diamètre 20mm



**Diametro Morsetto 22mm**  
Clamp diameter 22mm  
Étrier diamètre 22mm

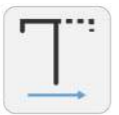
## Posizionamento braccio



**Braccio destro**  
Right arm  
Bras droit



**Braccio sinistro**  
Left arm  
Bras gauche



**Braccio regolabile**  
Adjustable arm  
Bras réglable

## Dimensione braccio



**Braccio corto**  
Short arm  
Bras court



**Braccio medio**  
Medium arm  
Bras moyen



**Braccio lungo**  
Long arm  
Bras long

## Supporto



**Supporto destro**  
Right mirror holder  
Support droit



**Supporto sinistro**  
Left mirror holder  
Support gauche



**Supporto a cuneo**  
Mounting wedge  
Semelle de fixation



**Supporto a cuneo contatto diretto**  
Mounting wedge direct contact  
Semelle de fixation contact direct

## Cavo



**Cavo di alimentazione**  
Supply cable  
Câble d'alimentation



**Cavo bipolare, attacco 90° rotondo**  
Bipolar cable, 90° connection, round  
Câble bifilaire, raccord à 90°, rond



**Cavo bipolare, attacco 90° ovale, cavo 100cm**  
Bipolar cable, 90° connection, oval  
Câble bifilaire, raccord à 90°, ovale



**Cavo bipolare, attacco 90° ovale, cavo 150cm**  
Bipolar cable, 90° connection, oval  
Câble bifilaire, raccord à 90°, ovale



**Cavo bipolare, attacco 90° ovale, cavo 200cm**  
Bipolar cable, 90° connection, oval  
Câble bifilaire, raccord à 90°, ovale




**Cavo bipolare, attacco 90° ovale, cavo 250cm**  
Bipolar cable, 90° connection, oval  
Câble bifilaire, raccord à 90°, ovale



**Cavo bipolare, attacco 90° ovale, cavo 300cm**  
Bipolar cable, 90° connection, oval  
Câble bifilaire, raccord à 90°, ovale

## Colore



**Nero**  
Black  
Noir



**Grigio**  
Grey  
Gris



**Bianco**  
White  
Blanc



**Giallo**  
Yellow  
Jaune

## Larghezza del veicolo



**Larghezza del veicolo (1990)**  
Width of vehicle (1990)  
Largeur de vehicule (1990)



**Larghezza del veicolo (2100)**  
Width of vehicle (2100)  
Largeur de vehicule (2100)



**Larghezza del veicolo (2300)**  
Width of vehicle (2300)  
Largeur de vehicule (2300)



**Larghezza del veicolo (2500)**  
Width of vehicle (2500)  
Largeur de vehicule (2500)



**Larghezza del veicolo (2600)**  
Width of vehicle (2600)  
Largeur de vehicule (2600)



Classi

- I**    **Specchietto interno**  
Interior mirror  
Rétrovisueur intérieur
- II**    **Specchietto principale**  
Main mirror  
Rétrovisueur principal
- II+IV**    **Specchietto doppio**  
Twin mirror  
Double rétrovisueur
- III**    **Specchietto principale**  
Main mirror  
Petit rétrovisueur principal
- IV**    **Specchietto grandangolare**  
Wide angle mirror  
Grand rétrovisueur d'angle
- V**    **Specchietto guardaruota**  
Roof mirror  
Rétrovisueur de parking
- VI**    **Specchietto anteriore**  
Front view mirror  
Rétrovisueur avant

LEGENDA PRODOTTI

Specchio completo • Complete mirror • Rétrovisueur complet

Coppa • Only spare head • Coupelle

Vetro con piastra • Glass with plastic plate • Glace avec plaque

Vetro • Glass • Glace

Braccio • Arm • Bras

Accessori • Accessories • Accessoires



FURGONI E AUTOCARRI

Vans and Truck • Fourgons et Camions





[TIPO • TEMPRA • 1995 ▶ 2006]\*

| COD.     | OE | DETAIL | CLASS | DIM       |
|----------|----|--------|-------|-----------|
| 10.115.0 |    |        | I     | 214x73 mm |



[FIAT BRAVO • LANCIA YPSILON]\*

| COD.     | OE | DETAIL | CLASS | DIM       |
|----------|----|--------|-------|-----------|
| 10.118.0 |    |        | I     | 212x71 mm |

[SPECCHIO COMPLETO C25 • 1981 ▶ 1994]\*

| COD.     | OE | DETAIL | CLASS | DIM        |
|----------|----|--------|-------|------------|
| 30.500.0 |    |        | II    | 190x315 mm |
| 30.500.1 |    |        | II    | 190x315 mm |



[SPECCHIO COMPLETO C35 • 1975 ▶ 1982]\*

| COD.     | OE                 | DETAIL | CLASS | DIM        |
|----------|--------------------|--------|-------|------------|
| 30.502.0 | 5562388<br>5536230 |        | II    | 190x330 mm |
| 30.502.1 | 5562389<br>5536231 |        | II    | 190x330 mm |



[SPECCHIO COMPLETO JUMPY • 1995 ▶ 2006]\*

| COD.      | OE               | DETAIL | CLASS | DIM        |
|-----------|------------------|--------|-------|------------|
| 30.505.0  | 8153HF<br>8148KG |        | II    | 258x218 mm |
| 30.505.1  | 8184NK<br>8184NF |        | II    | 258x218 mm |
| 16.261.00 |                  |        |       | 160x155 mm |
| 16.261.01 |                  |        |       | 160x155 mm |



[SPECCHIO COMPLETO BERLINGO • 1996 ▶ 2008]\*

| COD.     | OE               | DETAIL | CLASS | DIM        |
|----------|------------------|--------|-------|------------|
| 30.507.0 | 8153HR<br>8148PN |        | II    | 295x225 mm |
| 30.507.1 | 8153HL<br>8148PK |        | II    | 295x225 mm |







[SPECCHIO COMPLETO C25 • JUMPER • 2006 ▶ ]\*

| COD.     | OE | DETAIL | CLASS | DIM        |
|----------|----|--------|-------|------------|
| 35.348.2 |    |        | II-IV | 365x405 mm |
| 35.348.5 |    |        | II-IV | 365x405 mm |

[IND. DIREZIONE C25 • JUMPER • 2006 ▶ ]\*

| COD.     | OE       | DETAIL | CLASS | DIM       |
|----------|----------|--------|-------|-----------|
| 80.325.0 | 71748252 |        |       | 78x130 mm |
| 80.325.1 | 71748253 |        |       | 78x130 mm |

[IND. DIREZIONE C25 • JUMPER • 2006 ▶ ]\*

| COD.     | OE       | DETAIL | CLASS | DIM       |
|----------|----------|--------|-------|-----------|
| 80.326.0 | 71748254 |        |       | 78x130 mm |
| 80.326.1 | 71748255 |        |       | 78x130 mm |



[VETRO CON PIASTRA C25 • JUMPER • 1990 ▶ 1999 ]\*

| COD.       | OE     | DETAIL | CLASS | DIM        |
|------------|--------|--------|-------|------------|
| 30.320.11  | 8151H4 |        |       | 162x264 mm |
| 30.320.33  |        |        |       | 162x264 mm |
| 30.420.33D |        |        |       | 162x264 mm |
| 30.420.33S |        |        |       | 162x264 mm |



[VETRO CON PIASTRA C25 • JUMPER • 2002 ▶ 2006 ]\*

| COD.       | OE     | DETAIL | CLASS | DIM        |
|------------|--------|--------|-------|------------|
| 30.345.11D |        |        |       | 182x252 mm |
| 30.345.11S |        |        |       | 182x252 mm |
| 30.345.33D | 8151ES |        |       | 182x252 mm |
| 30.345.33S | 8151ET |        |       | 182x252 mm |



[VETRO CON PIASTRA C25 • JUMPER • 2002 ▶ 2006 ]\*

| COD.       | OE     | DETAIL | CLASS | DIM       |
|------------|--------|--------|-------|-----------|
| 30.346.11D |        |        |       | 175x80 mm |
| 30.346.11S |        |        |       | 175x80 mm |
| 30.346.33D | 8151EP |        |       | 175x80 mm |
| 30.346.33S | 8151EN |        |       | 175x80 mm |



[VETRO CON PIASTRA C25 • JUMPER • 2002 ▶ 2006 ]\*

| COD.       | OE | DETAIL | CLASS | DIM        |
|------------|----|--------|-------|------------|
| 30.347.11D |    |        |       | 188x120 mm |
| 30.347.11S |    |        |       | 188x120 mm |



[VETRO CON PIASTRA C25 • JUMPER • 2006 ▶ ]\*

| COD.       | OE     | DETAIL | CLASS | DIM        |
|------------|--------|--------|-------|------------|
| 30.348.11D | 8151LH |        |       | 190x267 mm |
| 30.348.11S | 8151LG |        |       | 190x267 mm |
| 30.348.33D | 8151LK |        |       | 190x267 mm |
| 30.348.33S | 8151LJ |        |       | 190x267 mm |



[VETRO CON PIASTRA C25 • JUMPER • 2006 ▶ ]\*

| COD.       | OE     | DETAIL | CLASS | DIM       |
|------------|--------|--------|-------|-----------|
| 30.349.11D | 8151LN |        |       | 187x78 mm |
| 30.349.11S | 8151LL |        |       | 187x78 mm |
| 30.349.33D | 8151LQ |        |       | 187x78 mm |
| 30.349.33S | 8151LP |        |       | 187x78 mm |



[VETRO CON PIASTRA BERLINGO • 1996 ▶ 2008 ]\*

| COD.      | OE | DETAIL | CLASS | DIM        |
|-----------|----|--------|-------|------------|
| 57.335.00 |    |        |       | 167x141 mm |
| 57.335.01 |    |        |       | 167x141 mm |
| 57.335.AD |    |        |       | 167x141 mm |
| 57.335.AS |    |        |       | 167x141 mm |




[VETRO C25 • JUMPY • 2008 ▶ ]\*

| COD.        | OE | DETAIL | CLASS | DIM        |
|-------------|----|--------|-------|------------|
| 16.265.00   |    |        |       | 153x132 mm |
| 16.265.01   |    |        |       | 153x132 mm |
| 16.265.22   |    |        |       | 153x132 mm |
| 16.265.33   |    |        |       | 153x132 mm |
| 16.265.ASD  |    |        |       | 153x132 mm |
| 16.265.AS   |    |        |       | 153x132 mm |
| 916.265.ASD |    |        |       | 153x132 mm |
| 916.265.AS  |    |        |       | 153x132 mm |



[VETRO BERLINGO • 2008 ▶ ]\*

| COD.        | OE | DETAIL | CLASS | DIM        |
|-------------|----|--------|-------|------------|
| 17.357.00   |    |        |       | 158x195 mm |
| 17.357.01   |    |        |       | 158x195 mm |
| 17.357.22   |    |        |       | 158x195 mm |
| 17.357.33   |    |        |       | 158x195 mm |
| 17.357.ASD  |    |        |       | 158x195 mm |
| 17.357.AS   |    |        |       | 158x195 mm |
| 917.357.ASD |    |        |       | 158x195 mm |
| 917.357.AS  |    |        |       | 158x195 mm |







## [SPECCHIO COMPLETO DUCATO • FIAT 238 • 1976 ▶ 1982]\*

| COD.     | OE                 | DETAIL | CLASS | DIM        |
|----------|--------------------|--------|-------|------------|
| 30.500.0 | 5920891<br>4464352 |        | II    | 190x315 mm |
| 30.500.1 | 5920892<br>4464353 |        | II    | 190x315 mm |



## [SPECCHIO COMPLETO FIORINO • 1991 ▶ / FIAT 900E • 1998 ▶ 2001]\*

| COD.     | OE | DETAIL | CLASS | DIM        |
|----------|----|--------|-------|------------|
| 30.501.0 |    |        | II    | 193x295 mm |
| 30.501.1 |    |        | II    | 193x295 mm |



## [SPECCHIO COMPLETO FIAT 242 • 1975 ▶ 1982]\*

| COD.     | OE                 | DETAIL | CLASS | DIM        |
|----------|--------------------|--------|-------|------------|
| 30.502.0 | 5562388<br>5536230 |        | II    | 190x330 mm |
| 30.502.1 | 5562389<br>5536231 |        | II    | 190x330 mm |



## [SPECCHIO COMPLETO OM GRINTA FL 40 • 1998 ▶]\*

| COD.     | OE       | DETAIL | CLASS | DIM        |
|----------|----------|--------|-------|------------|
| 30.503.0 | 93908149 |        | II    | 287x350 mm |
| 30.503.1 | 93908150 |        | II    | 287x350 mm |



## [SPECCHIO COMPLETO OM GRINTA FL 35 • 1998 ▶]\*

| COD.     | OE | DETAIL | CLASS | DIM        |
|----------|----|--------|-------|------------|
| 30.504.0 |    |        | III   | 260x320 mm |
| 30.504.1 |    |        | III   | 260x320 mm |



## [SPECCHIO COMPLETO SCUDO • 1996 ▶ 2006]\*

| COD.     | OE                       | DETAIL | CLASS | DIM        |
|----------|--------------------------|--------|-------|------------|
| 30.505.0 | 9790417089<br>1473603077 |        | II    | 258x218 mm |
| 30.505.1 | 9790417189<br>1473604077 |        | II    | 258x218 mm |



## [SPECCHIO COMPLETO DUCATO TALENTO • 1990 ▶ 1994]\*

| COD.     | OE      | DETAIL | CLASS | DIM        |
|----------|---------|--------|-------|------------|
| 35.001.0 | 7684288 |        | II    | 250x368 mm |
| 35.001.1 | 7684289 |        | II    | 250x368 mm |



Disponibile fino a esaurimento scorte • available while stocks last • disponible jusqu'à épuisement du stock

## [SPECCHIO COMPLETO DUCATO TALENTO • 1994 ▶ 1999]\*

| COD.     | OE                       | DETAIL | CLASS | DIM        |
|----------|--------------------------|--------|-------|------------|
| 35.004.0 | 1312468080<br>1305866080 |        | II    | 276x343 mm |
| 35.004.1 | 1312467080<br>1305867080 |        | II    | 276x343 mm |



Disponibile fino a esaurimento scorte • available while stocks last • disponible jusqu'à épuisement du stock



## [SPECCHIO COMPLETO DUCATO 2006 ▶ ]\*

| COD.     | OE        | DETAIL | CLASS | DIM        |
|----------|-----------|--------|-------|------------|
| 35.348.2 | 735440426 | II-IV  | II-IV | 365x405 mm |
| 35.348.5 | 735661832 | II-IV  | II-IV | 365x405 mm |



## [SPECCHIO COMPLETO C35 • 1973 ▶ 1994]\*

| COD.      | OE | DETAIL        | CLASS | DIM           |
|-----------|----|---------------|-------|---------------|
| 50.102.0  |    | II            | II    | 183X335 mm    |
| 50.102.1  |    | II            | II    | 183X335 mm    |
| 50.102.BD |    | sporg. 232 mm |       | sporg. 232 mm |
| 50.102.BS |    | sporg. 232 mm |       | sporg. 232 mm |



## [COPPA DUCATO • 1990 ▶ 1994]\*

| COD.      | OE | DETAIL | CLASS | DIM        |
|-----------|----|--------|-------|------------|
| 35.001.CD |    | II     | II    | 271x281 mm |
| 35.001.CS |    | II     | II    | 271x281 mm |



Disponibile fino a esaurimento scorte • available while stocks last • disponible jusqu'à épuisement du stock

## [VETRO CON PIASTRA DUCATO TALENTO • 2000 ▶ 2006]\*

| COD.       | OE | DETAIL     | CLASS | DIM        |
|------------|----|------------|-------|------------|
| 30.320.11  |    | 162x264 mm |       | 162x264 mm |
| 30.320.33  |    | 162x264 mm |       | 162x264 mm |
| 30.420.33D |    | 162x264 mm |       | 162x264 mm |
| 30.420.33S |    | 162x264 mm |       | 162x264 mm |



## [VETRO CON PIASTRA DUCATO TALENTO • 2000 ▶ 2006]\*

| COD.       | OE | DETAIL     | CLASS      |
|------------|----|------------|------------|
| 30.345.11D |    | 182x252 mm | 182x252 mm |
| 30.345.11S |    | 182x252 mm | 182x252 mm |
| 30.345.33D |    | 182x252 mm | 182x252 mm |
| 30.345.33S |    | 182x252 mm | 182x252 mm |



## [VETRO CON PIASTRA DUCATO TALENTO • 2000 ▶ 2006]\*

| COD.       | OE | DETAIL    | CLASS | DIM       |
|------------|----|-----------|-------|-----------|
| 30.346.11D |    | 175x80 mm |       | 175x80 mm |
| 30.346.11S |    | 175x80 mm |       | 175x80 mm |
| 30.346.33D |    | 175x80 mm |       | 175x80 mm |
| 30.346.33S |    | 175x80 mm |       | 175x80 mm |



## [VETRO CON PIASTRA DUCATO • 1999 ▶ ]\*

| COD.       | OE | DETAIL     | CLASS | DIM        |
|------------|----|------------|-------|------------|
| 30.347.11D |    | 188x120 mm |       | 188x120 mm |
| 30.347.11S |    | 188x120 mm |       | 188x120 mm |



## [VETRO CON PIASTRA DUCATO • 2006 ▶ ]\*

| COD.       | OE       | DETAIL     | CLASS | DIM        |
|------------|----------|------------|-------|------------|
| 30.348.11D | 71748245 | 190x267 mm |       | 190x267 mm |
| 30.348.11S | 71748244 | 190x267 mm |       | 190x267 mm |
| 30.348.33D | 71748247 | 190x267 mm |       | 190x267 mm |
| 30.348.33S | 71748246 | 190x267 mm |       | 190x267 mm |







## [VETRO CON PIASTRA DUCATO • 2006 ▶ ]\*

| COD.       | OE       | DETAIL | CLASS | DIM       |
|------------|----------|--------|-------|-----------|
| 30.349.11D | 71748249 |        |       | 187x78 mm |
| 30.349.11S | 71748248 |        |       | 187x78 mm |
| 30.349.33D | 71748251 |        |       | 187x78 mm |
| 30.349.33S | 71748250 |        |       | 187x78 mm |



## [VETRO CON PIASTRA DOBLÒ • DOBLÒ CARGO 2001 ▶ 2009 ]\*

| COD.       | OE       | DETAIL | CLASS | DIM        |
|------------|----------|--------|-------|------------|
| 56.259.00  | 71718326 |        |       | 127x214 mm |
| 56.259.22  |          |        |       | 127x214 mm |
| 56.259.AS  |          |        |       | 127x214 mm |
| 956.259.AS |          |        |       | 127x214 mm |
| 16.259.00  |          |        |       | 127x214 mm |
| 16.259.22  |          |        |       | 127x214 mm |
| 16.259.AS  |          |        |       | 127x214 mm |
| 916.259.AS |          |        |       | 127x214 mm |



## [VETRO FIORINO • 1990 ▶ 1997]\*

| COD.      | OE | DETAIL | CLASS | DIM        |
|-----------|----|--------|-------|------------|
| 16.260.00 |    |        |       | 190x140 mm |
| 16.260.01 |    |        |       | 190x140 mm |



## [VETRO FIORINO • 1998 ▶ 2009]\*

| COD.      | OE | DETAIL | CLASS | DIM        |
|-----------|----|--------|-------|------------|
| 16.264.00 |    |        |       | 174x133 mm |
| 16.264.01 |    |        |       | 174x133 mm |



## [VETRO FIORINO • 2009 ▶ ]\*

| COD.       | OE | DETAIL | CLASS | DIM        |
|------------|----|--------|-------|------------|
| 16.268.00  |    |        |       | 144x177 mm |
| 16.268.01  |    |        |       | 144x177 mm |
| 16.268.ASD |    |        |       | 144x177 mm |
| 16.268.AS  |    |        |       | 144x177 mm |



## [VETRO SCUDO • 1996 ▶ 2006]\*

| COD.      | OE | DETAIL | CLASS | DIM        |
|-----------|----|--------|-------|------------|
| 16.261.00 |    |        |       | 160x155 mm |
| 16.261.01 |    |        |       | 160x155 mm |



## [VETRO SCUDO • 2008 ▶ ]\*

| COD.        | OE | DETAIL | CLASS | DIM        |
|-------------|----|--------|-------|------------|
| 16.265.00   |    |        |       | 153x132 mm |
| 16.265.01   |    |        |       | 153x132 mm |
| 16.265.22   |    |        |       | 153x132 mm |
| 16.265.33   |    |        |       | 153x132 mm |
| 16.265.ASD  |    |        |       | 153x132 mm |
| 16.265.AS   |    |        |       | 153x132 mm |
| 916.265.ASD |    |        |       | 153x132 mm |
| 916.265.AS  |    |        |       | 153x132 mm |





## [VETRO DOBLÒ • 2009 ▶]\*

| COD.      | OE | DETAIL | CLASS | DIM        |
|-----------|----|--------|-------|------------|
| 16.266.00 |    |        |       | 142x172 mm |
| 16.266.01 |    |        |       | 142x172 mm |
| 16.266.22 |    |        |       | 142x172 mm |
| 16.266.33 |    |        |       | 142x172 mm |



## [VETRO DOBLÒ • 2009 ▶]\*

| COD.      | OE | DETAIL | CLASS | DIM       |
|-----------|----|--------|-------|-----------|
| 16.267.00 |    |        |       | 134x38 mm |
| 16.267.01 |    |        |       | 134x38 mm |



## [BRACCIO FIORINO • 1991]\*

| COD.      | OE | DETAIL | CLASS | DIM           |
|-----------|----|--------|-------|---------------|
| 30.508.BD |    |        |       | sporg. 252 mm |
| 30.508.BS |    |        |       | sporg. 252 mm |



## [BRACCIO FIAT 242]\*

| COD.      | OE | DETAIL | CLASS | DIM           |
|-----------|----|--------|-------|---------------|
| 50.102.BD |    |        |       | sporg. 232 mm |
| 50.102.BS |    |        |       | sporg. 232 mm |



## [INDICATORE DI DIREZIONE DUCATO • 2006 ▶]\*

| COD.     | OE       | DETAIL | CLASS | DIM       |
|----------|----------|--------|-------|-----------|
| 80.325.0 | 71748252 |        |       | 78x130 mm |
| 80.325.1 | 71748253 |        |       | 78x130 mm |



## [INDICATORE DI DIREZIONE DUCATO • 2006 ▶]\*

| COD.     | OE       | DETAIL | CLASS | DIM       |
|----------|----------|--------|-------|-----------|
| 80.326.0 | 71748254 |        |       | 78x130 mm |
| 80.326.1 | 71748255 |        |       | 78x130 mm |







[VETRO CON PIASTRA TRANSIT CONNECT • 2000 ▶ 2006]\*

| COD.      | OE                 | DETAIL | CLASS | DIM        |
|-----------|--------------------|--------|-------|------------|
| 58.432.00 | 4059965<br>7194185 |        |       | 214x150 mm |
| 58.432.01 | 4059969<br>7194188 |        |       | 214x150 mm |
| 58.432.22 | 4059964<br>7194186 |        |       | 214x150 mm |
| 58.432.33 | 4059968<br>7194189 |        |       | 214x150 mm |
| 18.432.00 |                    |        |       | 214x150 mm |
| 18.432.01 |                    |        |       | 214x150 mm |
| 18.432.22 |                    |        |       | 214x150 mm |
| 18.432.33 |                    |        |       | 214x150 mm |



[VETRO TRANSIT CONNECT • 2002 ▶ ]\*

| COD.      | OE | DETAIL | CLASS | DIM        |
|-----------|----|--------|-------|------------|
| 18.429.00 |    |        |       | 140x125 mm |
| 18.429.01 |    |        |       | 140x125 mm |



[VETRO TRANSIT CONNECT • 1986 ▶ 1992]\*

| COD.      | OE | DETAIL | CLASS | DIM        |
|-----------|----|--------|-------|------------|
| 18.430.00 |    |        |       | 200x145 mm |



[VETRO TRANSIT CONNECT • 1994 ▶ 2000]\*

| COD.      | OE | DETAIL | CLASS | DIM        |
|-----------|----|--------|-------|------------|
| 18.431.00 |    |        |       | 214x150 mm |
| 18.431.01 |    |        |       | 214x150 mm |



[SPECCHIO COMPLETO DAILY • 08 ▶ 1998]\*

| COD.     | OE       | DETAIL | CLASS | DIM        |
|----------|----------|--------|-------|------------|
| 30.503.0 | 93908149 |        | II    | 287x350 mm |
| 30.503.1 | 93908150 |        | II    | 287x350 mm |



[SPECCHIO COMPLETO DAILY • ▶ 1998]\*

| COD.     | OE                   | DETAIL | CLASS | DIM        |
|----------|----------------------|--------|-------|------------|
| 30.504.0 | 93914156<br>93908143 |        | III   | 260x320 mm |
| 30.504.1 | 93914157<br>93908144 |        | III   | 260x320 mm |



[SPECCHIO COMPLETO DAILY • ▶ 1990]\*

| COD.     | OE       | DETAIL | CLASS | DIM        |
|----------|----------|--------|-------|------------|
| 35.150.0 | 93908146 |        | II    | 260x350 mm |
| 35.150.1 | 93908147 |        | II    | 260x350 mm |



[SPECCHIO COMPLETO DAILY GAMMA S BR. CORTO • 1990 ▶ 1999]\*

| COD.     | OE                   | DETAIL | CLASS | DIM        |
|----------|----------------------|--------|-------|------------|
| 35.200.0 | 93936853<br>93924653 |        | II    | 315x290 mm |
| 35.200.1 | 93936852<br>93924654 |        | II    | 315x290 mm |
| 35.201.0 | 93936849<br>4854729  |        | II    | 315x290 mm |
| 35.201.1 | 93936848<br>4854730  |        | II    | 315x290 mm |



[SPECCHIO COMPLETO DAILY GAMMA S BR. LUNGO • 1990 ▶ 1999 ]\*

| COD.     | OE                   | DETAIL | CLASS | DIM        |
|----------|----------------------|--------|-------|------------|
| 35.202.0 | 93928072<br>93936855 |        | II    | 345x288 mm |
| 35.202.1 | 93936854<br>93928073 |        | II    | 345x288 mm |
| 35.203.0 | 93936841<br>4854731  |        | II    | 345x288 mm |
| 35.203.1 | 93936840<br>4854732  |        | II    | 345x288 mm |



[SPECCHIO COMPLETO DAILY • 2006 ▶ ]\*

| COD.     | OE                       | DETAIL | CLASS | DIM        |
|----------|--------------------------|--------|-------|------------|
| 35.323.2 | 5801755713<br>5801367640 |        | II-IV | 310x390 mm |
| 35.323.3 | 5801755709<br>5801367608 |        | II-IV | 310x390 mm |
| 35.323.5 | 5801367611               |        | II-IV | 310x390 mm |
| 35.322.2 | 5801367568               |        | II-IV | 400x390 mm |
| 35.322.3 | 5801367571               |        | II-IV | 400x390 mm |
| 35.322.5 | 5802032046<br>5802032049 |        | II-IV | 400x390 mm |



[SPECCHIO COMPLETO DAILY • 2015 ▶ ]\*

| COD.     | OE                       | DETAIL | CLASS | DIM        |
|----------|--------------------------|--------|-------|------------|
| 35.332.2 | 5802028037<br>5801552553 |        | II-IV | 345x260 mm |
| 35.332.3 | 5801552552<br>5802028036 |        | II-IV | 345x260 mm |



[SPECCHIO COMPLETO DAILY • 2015 ▶ ]\*

| COD.     | OE | DETAIL | CLASS | DIM        |
|----------|----|--------|-------|------------|
| 35.333.2 |    |        | II-IV | 393x356 mm |
| 35.333.3 |    |        | II-IV | 393x356 mm |
| 35.333.5 |    |        | II-IV | 393x356 mm |



[SPECCHIO COMPLETO DAILY • OM 30 SC • GRINTA]\*

| COD.      | OE       | DETAIL | CLASS | DIM                    |
|-----------|----------|--------|-------|------------------------|
| 40.066.0  |          |        | II    | 235x140mm<br>sporg.140 |
| 40.066.1  |          |        | II    | 235x140mm<br>sporg.140 |
| 40.066.BD |          |        |       | sporg.140              |
| 40.066.BS |          |        |       | sporg.140              |
| 40.065.0  |          |        | II    | 235x140mm<br>sporg.250 |
| 40.065.1  |          |        | II    | 235x140mm<br>sporg.250 |
| 40.069.BD |          |        |       | sporg.250              |
| 40.069.BS |          |        |       | sporg.250              |
| 50.100.CR | 93904082 |        | II    | 235X140 mm             |
| 50.200.CR |          |        | II    | 235X140 mm             |
| 029C3220  | 93904072 |        |       | 223x128 mm             |





## [SPECCHIO COMPLETO DAILY • OM 30 SC • GRINTA]\*

| COD.      | OE       | DETAIL | CLASS | DIM                    |
|-----------|----------|--------|-------|------------------------|
| 40.067.0  |          |        |       | 235x140mm<br>sporg.140 |
| 40.067.1  |          |        |       | 235x140mm<br>sporg.140 |
| 40.066.BD |          |        |       | sporg.140              |
| 40.066.BS |          |        |       | sporg.140              |
| 40.069.0  |          |        |       | 235x140mm<br>sporg.250 |
| 40.069.1  |          |        |       | 235x140mm<br>sporg.250 |
| 40.069.BD |          |        |       | sporg.250              |
| 40.069.BS |          |        |       | sporg.250              |
| 40.125.CR | 93904083 |        |       | 290X168 mm             |
| 40.225.CR |          |        |       | 290X168 mm             |
| 020C1235  |          |        |       | 223x128 mm             |



## [COPPA OM 40 SC]\*

| COD.      | OE       | DETAIL | CLASS | DIM        |
|-----------|----------|--------|-------|------------|
| 40.125.CR | 93904083 |        |       | 290X168 mm |
| 40.225.CR |          |        |       | 290X168 mm |



## [COPPA OM 40 SC]\*

| COD.      | OE       | DETAIL | CLASS | DIM        |
|-----------|----------|--------|-------|------------|
| 50.100.CR | 93904082 |        |       | 235X140 mm |
| 50.200.CR |          |        |       | 235X140 mm |



## [COPPA DAILY GAMMA S BR. LUNGO • 1990 ▶ 1999 ]\*

| COD.      | OE | DETAIL | CLASS | DIM        |
|-----------|----|--------|-------|------------|
| 35.200.CR |    |        |       | 177x283 mm |
| 35.200.CT |    |        |       | 177x283 mm |



## [VETRO CON PIASTRA DAILY • 1990 ▶ 1999 ]\*

| COD.      | OE                   | DETAIL | CLASS | DIM        |
|-----------|----------------------|--------|-------|------------|
| 30.320.11 | 93160520<br>93160521 |        |       | 162x264 mm |
| 30.320.33 | 93160518<br>93160519 |        |       | 162x264 mm |



## [VETRO CON PIASTRA DAILY • 2006 ▶ ]\*

| COD.       | OE      | DETAIL | CLASS | DIM        |
|------------|---------|--------|-------|------------|
| 30.322.11D |         |        |       | 200x130 mm |
| 30.322.11S |         |        |       | 200x130 mm |
| 30.322.33D | 3801929 |        |       | 200x130 mm |
| 30.322.33S | 3801928 |        |       | 200x130 mm |



## [VETRO CON PIASTRA DAILY • 2006 ▶ ]\*

| COD.       | OE      | DETAIL | CLASS | DIM        |
|------------|---------|--------|-------|------------|
| 30.323.11D |         |        |       | 183x203 mm |
| 30.323.11S |         |        |       | 183x203 mm |
| 30.323.33D | 3801927 |        |       | 183x203 mm |
| 30.323.33S | 3801926 |        |       | 183x203 mm |







## [VETRO CON PIASTRA DAILY • 2015 ▶]\*

| COD.       | OE         | DETAIL | CLASS | DIM        |
|------------|------------|--------|-------|------------|
| 30.332.33D | 5801823306 |        |       | 200x174 mm |
| 30.332.33S | 5801823992 |        |       | 200x174 mm |



## [VETRO GRANDANGOLO DAILY • 2015 ▶]\*

| COD.       | OE         | DETAIL | CLASS | DIM        |
|------------|------------|--------|-------|------------|
| 30.333.11D | 5801823346 |        |       | 107x145 mm |
| 30.333.11S | 5801823557 |        |       | 107x145 mm |



## [VETRO DAILY • 2000 ▶]\*

| COD.     | OE | DETAIL | CLASS | DIM        |
|----------|----|--------|-------|------------|
| 020C0349 |    |        |       | 257x156 mm |
| 020T0349 |    |        |       | 257x156 mm |



## [VETRO DAILY • 2000 ▶]\*

| COD.     | OE        | DETAIL | CLASS | DIM       |
|----------|-----------|--------|-------|-----------|
| 020C0350 | 500371329 |        |       | 159x49 mm |



## [VETRO DAILY • OM 30 SC • GRINTA]\*

| COD.     | OE       | DETAIL | CLASS | DIM        |
|----------|----------|--------|-------|------------|
| 029C3220 | 93904072 |        |       | 223x128 mm |



## [IND. DI DIREZIONE DAILY • 2006 ▶]\*

| COD.     | OE      | DETAIL | CLASS | DIM      |
|----------|---------|--------|-------|----------|
| 80.322.0 | 3801915 |        |       | 92x65 mm |
| 80.322.1 | 3801914 |        |       | 92x65 mm |



## [IND. DI DIREZIONE DAILY • 2015 ▶]\*

| COD.     | OE         | DETAIL | CLASS | DIM      |
|----------|------------|--------|-------|----------|
| 80.332.0 | 5801823334 |        |       | 92x65 mm |
| 80.332.1 | 5801823572 |        |       | 92x65 mm |



## [ADATTATORE DAILY • 2006 ▶ 2009]\*

| COD. | OE         | DETAIL | CLASS | DIM |
|------|------------|--------|-------|-----|
| C323 | 5801405677 |        |       |     |



[SPECCHIO COMPLETO MB100 • 1983 ▶ 1988]\*

| COD.     | OE                       | DETAIL | CLASS | DIM        |
|----------|--------------------------|--------|-------|------------|
| 30.600.0 | 6318100916<br>6318101916 |        |       | 250x155 mm |
| 30.600.1 | 6318101016<br>6318101816 |        |       | 250x155 mm |



[SPECCHIO COMPLETO MB100 • 1988 ▶ 1996]\*

| COD.     | OE                       | DETAIL | CLASS | DIM        |
|----------|--------------------------|--------|-------|------------|
| 30.601.0 | 6318103116<br>6318102916 |        |       | 250x155 mm |
| 30.601.1 | 6318103016<br>6318102816 |        |       | 250x155 mm |

[COPPA 207D-208D-209D-210D-307D-308D-309D-310D-407D-408D-409D • 08/1981 ▶ 02/1995]\*

| COD.      | OE                       | DETAIL | CLASS | DIM        |
|-----------|--------------------------|--------|-------|------------|
| 40.106.CR | 6118100116               |        |       | 240x156 mm |
| 40.106.CT | 6018100916<br>6018102216 |        |       | 240x156 mm |
| 41.106.CT | 6018100916<br>6018102216 |        |       | 240x156 mm |



[COPPA 207D-208D-209D-210D-307D-308D-309D-310D-407D-408D-409D • 04/1997 ▶ 02/1995]\*

| COD.        | OE         | DETAIL | CLASS | DIM        |
|-------------|------------|--------|-------|------------|
| 40.107.CR10 | 6128100166 |        |       | 260x150 mm |
| 40.107.CR12 | 6128100166 |        |       | 260x150 mm |
| 020C0107    |            |        |       | 250x140 mm |



[COPPA RICAMBIO]\*

| COD.      | OE         | DETAIL | CLASS | DIM        |
|-----------|------------|--------|-------|------------|
| 40.130.CR |            |        |       | 240x156 mm |
| 40.130.CT |            |        |       | 240x156 mm |
| 41.130.CT |            |        |       | 240x156 mm |
| 020C0106  | 6118110133 |        |       | 234x144 mm |
| 020T0106  |            |        |       | 234x144 mm |
| 020T0166  |            |        |       | 234x144 mm |





## [VETRO CON PIASTRA SPRINTER • 1995 ▶ 2005]\*

| COD.        | OE         | DETAIL | CLASS | DIM        |
|-------------|------------|--------|-------|------------|
| 30.314.11D  | 0018110733 |        |       | 238x142 mm |
| 30.314.11S  | 0018110633 |        |       | 238x142 mm |
| 30.314.33D  | 0018110433 |        |       | 238x142 mm |
| 30.314.33S  | 0018110533 |        |       | 238x142 mm |
| 30.314.11AD |            |        |       | 238x142 mm |
| 30.314.11AS |            |        |       | 238x142 mm |
| 30.314.33AD | 0018115233 |        |       | 238x142 mm |
| 30.314.33AS | 0018115133 |        |       | 238x142 mm |

Questo vetro non può essere venduto nei paesi della Gran Bretagna, Germania, Svezia, Italia, Spagna e Francia, causa brevetto.  
This glass cannot be sold in the countries of Great Britain, Germany, Sweden, Italy, Spain and France due to patent restriction

## [VETRO CON PIASTRA VITO • 1996 ▶ 2003]\*

| COD.       | OE | DETAIL | CLASS | DIM        |
|------------|----|--------|-------|------------|
| 59.565.00  |    |        |       | 190x148 mm |
| 59.565.01  |    |        |       | 190x148 mm |
| 59.565.AD  |    |        |       | 190x148 mm |
| 59.565.AS  |    |        |       | 190x148 mm |
| 19.565.00  |    |        |       | 190x148 mm |
| 19.565.01  |    |        |       | 190x148 mm |
| 19.565.ASD |    |        |       | 190x148 mm |
| 19.565.AS  |    |        |       | 190x148 mm |



## [VETRO SPRINTER • 2006 ▶ ]\*

| COD.      | OE | DETAIL | CLASS | DIM        |
|-----------|----|--------|-------|------------|
| 19.588.00 |    |        |       | 154x235 mm |
| 19.588.01 |    |        |       | 154x235 mm |

## [VETRO VITO • 2003 ▶ ]\*

| COD.        | OE | DETAIL | CLASS | DIM        |
|-------------|----|--------|-------|------------|
| 19.576.00   |    |        |       | 185x205 mm |
| 19.576.01   |    |        |       | 185x205 mm |
| 19.576.22   |    |        |       | 185x205 mm |
| 19.576.33   |    |        |       | 185x205 mm |
| 19.576.ASD  |    |        |       | 185x205 mm |
| 19.576.AS   |    |        |       | 185x205 mm |
| 919.576.ASD |    |        |       | 185x205 mm |
| 919.576.AS  |    |        |       | 185x205 mm |

## [IND. DIREZIONE SPRINTER II NCV3 • 10/2005 ▶ ]\*

| COD.     | OE         | DETAIL | CLASS | DIM        |
|----------|------------|--------|-------|------------|
| 80.327.0 | 0018229020 |        |       | 110x130 mm |
| 80.327.1 | 0018228920 |        |       | 110x130 mm |

## [IND. DIREZIONE SPRINTER 2100- 2300]\*

| COD.     | OE         | DETAIL | CLASS | DIM        |
|----------|------------|--------|-------|------------|
| 80.328.1 | 0018229320 |        |       | 110x130 mm |








## [VETRO MOVANO • 2004 ▶ 2010]\*

| COD.      | OE | DETAIL | CLASS | DIM        |
|-----------|----|--------|-------|------------|
| 17.363.00 |    |        |       | 160x245 mm |
| 17.363.01 |    |        |       | 160x245 mm |
| 17.363.22 |    |        |       | 160x245 mm |
| 17.363.33 |    |        |       | 160x245 mm |



## [VETRO COMBO • ▶ 2003]\*

| COD.      | OE | DETAIL | CLASS | DIM        |
|-----------|----|--------|-------|------------|
| 19.546.00 |    |        |       | 173x148 mm |



## [VETRO VIVARO]\*

| COD.       | OE | DETAIL | CLASS | DIM        |
|------------|----|--------|-------|------------|
| 19.575.00  |    |        |       | 180x150 mm |
| 19.575.01  |    |        |       | 180x150 mm |
| 19.575.22  |    |        |       | 180x150 mm |
| 19.575.33  |    |        |       | 180x150 mm |
| 19.575.ASD |    |        |       | 180x150 mm |
| 19.575.AS  |    |        |       | 180x150 mm |



## [VETRO COMBO TOUR • 2003 ▶ ]\*

| COD.      | OE | DETAIL | CLASS | DIM        |
|-----------|----|--------|-------|------------|
| 19.591.00 |    |        |       | 190x148 mm |
| 19.591.01 |    |        |       | 190x148 mm |



## [SPECCHIO COMPLETO J5 • J9 • 1982 ▶ 1994]\*

| COD.     | OE | DETAIL | CLASS | DIM        |
|----------|----|--------|-------|------------|
| 30.500.0 |    |        |       | 190x315 mm |
| 30.500.1 |    |        |       | 190x315 mm |



## [SPECCHIO COMPLETO EXPERT • 1995 ▶ 2006]\*

| COD.     | OE | DETAIL | CLASS | DIM        |
|----------|----|--------|-------|------------|
| 30.505.0 |    |        |       | 258x218 mm |
| 30.505.1 |    |        |       | 258x218 mm |



## [SPECCHIO COMPLETO RANCH • PARTNER • 1996 ▶ 2008]\*

| COD.     | OE | DETAIL | CLASS | DIM        |
|----------|----|--------|-------|------------|
| 30.507.0 |    |        |       | 295x225 mm |
| 30.507.1 |    |        |       | 295x225 mm |



## [SPECCHIO COMPLETO J5 • J9 • 1990 ▶ 1994]\*

| COD.     | OE | DETAIL | CLASS | DIM        |
|----------|----|--------|-------|------------|
| 35.001.0 |    |        |       | 250x368 mm |
| 35.001.1 |    |        |       | 250x368 mm |



Disponibile fino a esaurimento scorte • available while stocks last • disponible jusqu'à épuisement du stock



## [SPECCHIO COMPLETO BOXER • 1994 ▶ 1999]\*

| COD.     | OE | DETAIL | CLASS | DIM        |
|----------|----|--------|-------|------------|
| 35.004.0 |    |        | II    | 276x343 mm |
| 35.004.1 |    |        | II    | 276x343 mm |

Disponibile fino a esaurimento scorte • available while stocks last • disponible jusqu'à épuisement du stock

## [SPECCHIO COMPLETO J5 • J9 • BOXER • 2006 ▶ 2014]\*

| COD.     | OE | DETAIL | CLASS | DIM        |
|----------|----|--------|-------|------------|
| 35.348.2 |    |        | II-IV | 365x405 mm |
| 35.348.5 |    |        | II-IV | 365x405 mm |

## [COPPA J5 • J9 • 1990 ▶ | BOXER • 1994 ▶ 1999]\*

| COD.      | OE | DETAIL | CLASS | DIM        |
|-----------|----|--------|-------|------------|
| 35.001.CD |    |        | II    | 217x281 mm |
| 35.001.CS |    |        | II    | 217x281 mm |

Disponibile fino a esaurimento scorte • available while stocks last • disponible jusqu'à épuisement du stock

## [VETRO CON PIASTRA J5 • J9 • 1990 ▶ | BOXER • 1994 ▶ 1999]\*

| COD.       | OE | DETAIL | CLASS | DIM        |
|------------|----|--------|-------|------------|
| 30.320.11  |    |        |       | 162x264 mm |
| 30.320.33  |    |        |       | 162x264 mm |
| 30.420.33D |    |        |       | 162x264 mm |
| 30.420.33S |    |        |       | 162x264 mm |



## [VETRO CON PIASTRA J5 • J9 • BOXER • 2000 ▶ 2006]\*

| COD.       | OE | DETAIL | CLASS      |
|------------|----|--------|------------|
| 30.345.11D |    |        | 182x252 mm |
| 30.345.11S |    |        | 182x252 mm |
| 30.345.33D |    |        | 182x252 mm |
| 30.345.33S |    |        | 182x252 mm |



## [VETRO CON PIASTRA J5 • J9 • BOXER • 2000 ▶ 2006]\*

| COD.       | OE | DETAIL | CLASS | DIM       |
|------------|----|--------|-------|-----------|
| 30.346.11D |    |        |       | 175x80 mm |
| 30.346.11S |    |        |       | 175x80 mm |
| 30.346.33D |    |        |       | 175x80 mm |
| 30.346.33S |    |        |       | 175x80 mm |



## [VETRO CON PIASTRA J5 • J9 • BOXER • 2000 ▶ 2006]\*

| COD.       | OE | DETAIL | CLASS | DIM        |
|------------|----|--------|-------|------------|
| 30.347.11D |    |        |       | 188x120 mm |
| 30.347.11S |    |        |       | 188x120 mm |



## [VETRO CON PIASTRA J5 • J9 • BOXER • 2006 ▶ 2014]\*

| COD.       | OE | DETAIL | CLASS | DIM        |
|------------|----|--------|-------|------------|
| 30.348.11D |    |        |       | 190x267 mm |
| 30.348.11S |    |        |       | 190x267 mm |
| 30.348.33D |    |        |       | 190x267 mm |
| 30.348.33S |    |        |       | 190x267 mm |





## [VETRO CON PIASTRA J5 • J9 • BOXER • 2006 ▶ 2014]\*

| COD.       | OE | DETAIL | CLASS | DIM       |
|------------|----|--------|-------|-----------|
| 30.349.11D |    |        |       | 187x78 mm |
| 30.349.11S |    |        |       | 187x78 mm |
| 30.349.33D |    |        |       | 187x78 mm |
| 30.349.33S |    |        |       | 187x78 mm |



## [VETRO CON PIASTRA JBRANCH • PARTNER • 1996 ▶ 2008]\*

| COD.      | OE | DETAIL | CLASS | DIM        |
|-----------|----|--------|-------|------------|
| 57.335.00 |    |        |       | 167x141 mm |
| 57.335.01 |    |        |       | 167x141 mm |
| 57.335.AD |    |        |       | 167x141 mm |
| 57.335.AS |    |        |       | 167x141 mm |




## [VETRO EXPERT • 2005 ▶ 2006]\*

| COD.      | OE | DETAIL | CLASS | DIM        |
|-----------|----|--------|-------|------------|
| 16.261.00 |    |        |       | 160x155 mm |
| 16.261.01 |    |        |       | 160x155 mm |



## [VETRO MASTER II • 2003 ▶ 2010]\*

| COD.      | OE | DETAIL | CLASS | DIM        |
|-----------|----|--------|-------|------------|
| 17.363.00 |    |        |       | 160x245 mm |
| 17.363.01 |    |        |       | 160x245 mm |
| 17.363.22 |    |        |       | 160x245 mm |
| 17.363.33 |    |        |       | 160x245 mm |



## [VETRO MASTER II / III / IV • 2003 ▶ | TRAFIC II • 2002 ▶ ]\*

| COD.      | OE | DETAIL | CLASS | DIM        |
|-----------|----|--------|-------|------------|
| 19.575.00 |    |        |       | 180x150 mm |
| 19.575.01 |    |        |       | 180x150 mm |
| 19.575.22 |    |        |       | 180x150 mm |
| 19.575.33 |    |        |       | 180x150 mm |



## [VETRO MASTER • MASCOTT • 1999 ▶ ]\*

| COD.     | OE | DETAIL | CLASS | DIM        |
|----------|----|--------|-------|------------|
| 020C0696 |    |        |       | 149x252 mm |



## [IND. DIREZIONE J5 • J9 • BOXER • 2006 ▶ 2014]\*

| COD.     | OE | DETAIL | CLASS | DIM       |
|----------|----|--------|-------|-----------|
| 80.325.0 |    |        |       | 78x130 mm |
| 80.325.1 |    |        |       | 78x130 mm |



## [IND. DIREZIONE J5 • J9 • BOXER • 2006 ▶ 2014]\*

| COD.     | OE | DETAIL | CLASS | DIM       |
|----------|----|--------|-------|-----------|
| 80.326.0 |    |        |       | 78x130 mm |
| 80.326.1 |    |        |       | 78x130 mm |







## [VETRO CON PIASTRA LT • 1996 ▶ 2005 ]\*

| COD.        | OE         | DETAIL | CLASS | DIM        |
|-------------|------------|--------|-------|------------|
| 30.314.11D  | 2D0857522  |        |       | 238x142 mm |
| 30.314.11S  | 2D0857521  |        |       | 238x142 mm |
| 30.314.33D  | 2D0857522A |        |       | 238x142 mm |
| 30.314.33S  | 2D0857521A |        |       | 238x142 mm |
| 30.314.11AD |            |        |       | 238x142 mm |
| 30.314.11AS |            |        |       | 238x142 mm |
| 30.314.33AD |            |        |       | 238x142 mm |
| 30.314.33AS |            |        |       | 238x142 mm |

Questo vetro non può essere venduto nei paesi della Gran Bretagna, Germania, Svezia, Italia, Spagna e Francia, causa brevetto.  
This glass cannot be sold in the countries of Great Britain, Germany, Sweden, Italy, Spain and France due to patent restriction

## [VETRO LT CRAFTER • 2006 ▶ ]\*

| COD.      | OE | DETAIL | CLASS | DIM        |
|-----------|----|--------|-------|------------|
| 19.588.00 |    |        |       | 185x120 mm |
| 19.588.01 |    |        |       | 185x120 mm |

## [VETRO TRANSPORTER • 1992 ▶ ]\*

| COD.       | OE | DETAIL | CLASS | DIM        |
|------------|----|--------|-------|------------|
| 19.560.00  |    |        |       | 200x155 mm |
| 19.560.01  |    |        |       | 200x155 mm |
| 19.560.22  |    |        |       | 200x155 mm |
| 19.560.33  |    |        |       | 200x155 mm |
| 19.560.ASD |    |        |       | 200x155 mm |
| 19.560.AS  |    |        |       | 200x155 mm |



## [VETRO TRANSPORTER • 1992 ▶ ]\*

| COD.      | OE | DETAIL | CLASS | DIM        |
|-----------|----|--------|-------|------------|
| 19.561.00 |    |        |       | 200x155 mm |
| 19.561.22 |    |        |       | 200x155 mm |
| 19.561.AS |    |        |       | 200x155 mm |



## [VETRO TRANSPORTER T5 • CADDY]\*

| COD.       | OE | DETAIL | CLASS | DIM        |
|------------|----|--------|-------|------------|
| 19.562.00  |    |        |       | 143x203 mm |
| 19.562.01  |    |        |       | 180x172 mm |
| 19.562.ASD |    |        |       | 143x203 mm |
| 19.562.AS  |    |        |       | 180x172 mm |



## [IND. DIREZIONE LT CRAFTER • 05/2006 ▶ ]\*

| COD.     | OE         | DETAIL | CLASS | DIM        |
|----------|------------|--------|-------|------------|
| 80.327.0 | 0018229020 |        |       | 110x130 mm |
| 80.327.1 | 0018228920 |        |       | 110x130 mm |



## [IND. DIREZIONE LT CRAFTER • 05/2006 ▶ ]\*

| COD.     | OE         | DETAIL | CLASS | DIM        |
|----------|------------|--------|-------|------------|
| 80.328.1 | 0018229320 |        |       | 110x130 mm |







# AUTOCARRI E AUTOBUS

Truck and Bus •  
Poids Lourds et Autocars





[GUARDARUOTA HD7-HD7C-HD8 • 01/1996 ▶]\*

| COD.     | OE                   | DETAIL | CLASS | DIM        |
|----------|----------------------|--------|-------|------------|
| 40.221.0 | 8143112<br>98409109  |        | V     | 284x185 mm |
| 41.221.3 | 98472974<br>98472905 |        | V     | 284x185 mm |
| 40.221.3 | 504132244            |        | V     | 284x185 mm |



[SPECCHIO COMPLETO HD9 • HHD9 10/2011 ▶]\*

| COD.     | OE                      | DETAIL | CLASS | DIM        |
|----------|-------------------------|--------|-------|------------|
| 40.303.0 | 504369961<br>504150527  |        | II-IV | 720x340 mm |
| 40.303.1 | 504369910<br>504150526  |        | II-IV | 720x340 mm |
| 40.305.0 | 5801336298<br>504370055 |        | II-IV | 720x400 mm |
| 40.305.1 | 5801336285<br>504370048 |        | II-IV | 720x400 mm |
| 40.304.0 | 504369995<br>504150552  |        | II-IV | 720x460 mm |
| 40.304.1 | 504369979<br>504150551  |        | II-IV | 720x460 mm |



[GUARDARUOTA HD9 • HHD9 10/2011 ▶]\*

| COD.     | OE        | DETAIL | CLASS | DIM |
|----------|-----------|--------|-------|-----|
| 41.306.0 | 504168236 |        | V     |     |



[COPPA HD7-HD7C-HD8 • 01/1996 ▶]\*

| COD.      | OE                     | DETAIL | CLASS | DIM        |
|-----------|------------------------|--------|-------|------------|
| 40.212.CR | 98472986<br>504076983  |        | IV    | 200x189 mm |
| 41.212.CT | 98473013               |        | IV    | 200x189 mm |
| 40.212.CT | 504076984<br>504132249 |        | IV    | 200x189 mm |



[COPPA HD7-HD7C-HD8 • 01/1996 ▶]\*

| COD.      | OE                   | DETAIL | CLASS | DIM        |
|-----------|----------------------|--------|-------|------------|
| 40.215.CR | 98473005<br>98472976 |        | II    | 355x215 mm |
| 40.215.CT | 2997159<br>98473006  |        | II    | 355x215 mm |
| 41.215.CT | 2997160<br>98473007  |        | II    | 355x215 mm |
| 42.215.CT |                      |        | II    | 355x215 mm |



[COPPA HD7-HD7C-HD8 • 01/1996 ▶]\*










| COD.      | OE                   | DETAIL | CLASS | DIM        |
|-----------|----------------------|--------|-------|------------|
| 40.216.CR | 98472981<br>98473008 |        | II    | 457x215 mm |
| 40.216.CT | 98472982<br>98473010 |        | II    | 457x215 mm |
| 41.216.CT | 2997157<br>98473011  |        | II    | 457x215 mm |
















## [VETRO CON PIASTRA HD9 • HHD9 10/2011 ▶]\*

| COD.      | OE | DETAIL  | CLASS      |
|-----------|----|---|------------|
| 30.202.11 |    |       | 370x180 mm |
| 30.202.33 |    |      | 370x180 mm |



## [VETRO CON PIASTRA HD9 • HHD9 10/2011 ▶]\*

| COD.      | OE | DETAIL  | CLASS      |
|-----------|----|---|------------|
| 30.302.11 |    |       | 370x180 mm |
| 30.302.33 |    |      | 370x180 mm |






## [VETRO CON PIASTRA HD7-HD7C-HD8 • 01/1996 ▶]\*

| COD.      | OE       | DETAIL  | CLASS | DIM        |
|-----------|----------|---|-------|------------|
| 30.212.11 |          |       |       | 200x175 mm |
| 30.212.33 | 93190982 |      |       | 200x175 mm |



## [VETRO CON PIASTRA HD7-HD7C-HD8 • 01/1996 ▶]\*

| COD.      | OE                  | DETAIL  | CLASS | DIM        |
|-----------|---------------------|---|-------|------------|
| 30.215.11 | 93193200            |       |       | 340x200 mm |
| 30.215.33 | 2997153<br>93193197 |      |       | 340x200 mm |




## [VETRO CON PIASTRA HD7-HD7C-HD8 • 01/1996 ▶]\*

| COD.      | OE       | DETAIL  | CLASS | DIM        |
|-----------|----------|---|-------|------------|
| 30.315.11 | 93190983 |       |       | 340x200 mm |
| 30.315.33 | 93190970 |      |       | 340x200 mm |



## [VETRO CON PIASTRA HD7-HD7C-HD8 • 01/1996 ▶]\*

| COD.      | OE                  | DETAIL  | CLASS | DIM        |
|-----------|---------------------|---|-------|------------|
| 30.216.11 | 93193162            |       |       | 440x200 mm |
| 30.216.33 | 2997154<br>93193198 |      |       | 440x200 mm |










## [VETRO CON PIASTRA HD7-HD7C-HD8 • 01/1996 ▶]\*

| COD.      | OE                   | DETAIL  | CLASS | DIM        |
|-----------|----------------------|---|-------|------------|
| 30.316.11 | 93190981             |       |       | 440x200 mm |
| 30.316.33 | 93190976<br>93171054 |      |       | 440x200 mm |










## [VETRO CON PIASTRA HD7-HD7C-HD8 • 01/1996 ▶]\*

| COD.      | OE       | DETAIL  | CLASS | DIM        |
|-----------|----------|---|-------|------------|
| 30.221.11 | 93190984 |      |       | 260x160 mm |
| 30.221.33 | 93190985 |     |       | 260x160 mm |










## [HD7-HD7C-HD8 • 01/1996 ▶]\*

| COD.      | OE       | DETAIL  | CLASS | DIM        |
|-----------|----------|---|-------|------------|
| 30.321.11 | 93190984 |      |       | 260x160 mm |
| 30.321.33 | 93190985 |     |       | 260x160 mm |



## [VETRO CON PIASTRA HD9 • 10/2011 ▶]\*

| COD.      | OE        | DETAIL  | CLASS | DIM        |
|-----------|-----------|---|-------|------------|
| 30.303.11 |           |      | IV    | 200x190 mm |
| 30.303.33 | 504197879 |     | IV    | 200x190 mm |





## [VETRO CON PIASTRA]\*

| COD.      | OE       | DETAIL | CLASS | DIM        |
|-----------|----------|--------|-------|------------|
| 30.312.11 |          |        |       | 200x175 mm |
| 30.312.33 | 93190973 |        |       | 200x175 mm |



## [EUROTECH]\*

| COD.      | OE | DETAIL | CLASS | DIM        |
|-----------|----|--------|-------|------------|
| 40.216.BD |    |        |       | 323x184 mm |
| 40.216.BS |    |        |       | 323x184 mm |
| 41.216.BD |    |        |       | 323x184 mm |
| 41.216.BS |    |        |       | 323x184 mm |



## [CALOTTA HD7-HD7C-HD8 MOD. VITALONI • 01/1996 ▶]\*

| COD.   | OE       | DETAIL | CLASS | DIM        |
|--------|----------|--------|-------|------------|
| 40C215 | 93190971 |        |       | 162x335 mm |



## [CALOTTA HD7-HD7C-HD8 MOD. VITALONI • 01/1996 ▶]\*

| COD.   | OE       | DETAIL | CLASS | DIM        |
|--------|----------|--------|-------|------------|
| 40C216 | 93190977 |        |       | 162x435 mm |



## [CALOTTA HD7-HD7C-HD8 MOD. VITALONI • 01/1996 ▶]\*

| COD.   | OE       | DETAIL | CLASS | DIM        |
|--------|----------|--------|-------|------------|
| 40C217 | 93190974 |        |       | 175x177 mm |



## [CALOTTA HD7-HD7C-HD8 MOD. DONELLY • 01/1996 ]\*

| COD.   | OE                  | DETAIL | CLASS | DIM        |
|--------|---------------------|--------|-------|------------|
| 40C505 | 93193202<br>2997156 |        |       | 162x335 mm |



## [CALOTTA HD7-HD7C-HD8 MOD. DONELLY • 01/1996 ]\*

| COD.   | OE                   | DETAIL | CLASS | DIM        |
|--------|----------------------|--------|-------|------------|
| 40C506 | 504076983<br>2997155 |        |       | 162x435 mm |





## [CALOTTA HD7-HD7C-HD8 MOD. DONELLY • 01/1996 ]\*

| COD.   | OE       | DETAIL | CLASS | DIM        |
|--------|----------|--------|-------|------------|
| 40C507 | 93193203 |        |       | 175x177 mm |



## [CALOTTA HD9 • 10/2011 ▶ ]\*

| COD.    | OE        | DETAIL | CLASS | DIM        |
|---------|-----------|--------|-------|------------|
| 40C302D | 504158974 |        |       | 245x370 mm |
| 40C302S | 504158975 |        |       | 245x370 mm |



## [CALOTTA HD9 • 10/2011 ▶ ]\*

| COD.    | OE        | DETAIL | CLASS | DIM        |
|---------|-----------|--------|-------|------------|
| 40C303D | 504158977 |        |       | 245x215 mm |
| 40C303S | 504158976 |        |       | 245x215 mm |



## [TELAIO HD9 • 10/2011 ▶ ]\*

| COD.    | OE        | DETAIL | CLASS | DIM        |
|---------|-----------|--------|-------|------------|
| 40C304D | 504159023 |        |       | 245x390 mm |
| 40C304S | 504159022 |        |       | 245x390 mm |



## [TELAIO HD9 • 10/2011 ▶ ]\*

| COD.    | OE        | DETAIL | CLASS | DIM        |
|---------|-----------|--------|-------|------------|
| 40C305D | 504159021 |        |       | 245x230 mm |
| 40C305S | 504159020 |        |       | 245x230 mm |



## [CALOTTA GUARDARUOTA HD9 • HHD9 10/2011 ]\*

| COD.   | OE        | DETAIL | CLASS | DIM |
|--------|-----------|--------|-------|-----|
| 40C306 | 504168244 |        |       |     |



## [ADATTATORI HD7-HD7C-HD8 • 01/1996 ▶ ]\*

| COD.  | OE | DETAIL | CLASS | DIM |
|-------|----|--------|-------|-----|
| B216A |    |        |       |     |
| B216B |    |        |       |     |



## [ADATTATORI HD7-HD7C-HD8 • 01/1996 ▶ ]\*

| COD. | OE | DETAIL | CLASS | DIM |
|------|----|--------|-------|-----|
| C03V |    |        |       |     |
| C10V |    |        |       |     |



## [ADATTATORI HD7-HD7C-HD8 • 01/1996 ▶ ]\*

| COD. | OE | DETAIL | CLASS | DIM |
|------|----|--------|-------|-----|
| C11V |    |        |       |     |
| C12V |    |        |       |     |



## [MOTORINO HD7-HD7C-HD8 • 01/1996 ▶ ]\*

| COD.  | OE | DETAIL | CLASS | DIM |
|-------|----|--------|-------|-----|
| M0216 |    |        |       |     |







[SPECCHIO COMPLETO CF65-CF75-CF85 • 05/2006]\*

| COD.      | OE                 | DETAIL | CLASS | DIM        |
|-----------|--------------------|--------|-------|------------|
| 40.400.0  | 1644303            |        | II-IV |            |
| 40.400.1  | 1781902            |        | II-IV |            |
| 40.401.CT | 1689347<br>1940341 |        | IV    | 239x221 mm |
| 40.400.CT | 1689348<br>1812862 |        | II    | 411x228 mm |
| 40.400.BD | 1788487<br>1818353 |        |       | h 920 mm   |
| 40.400.BS | 1788972<br>1818355 |        |       | h 920 mm   |



[GUARDARUOTA XF105 - XC • - 01/2006]\*

| COD.     | OE      | DETAIL | CLASS | DIM        |
|----------|---------|--------|-------|------------|
| 40.402.0 | 1669573 |        | V     | 319x187 mm |



[GUARDARUOTA CF • - 05/2006]\*

| COD.     | OE      | DETAIL | CLASS | DIM        |
|----------|---------|--------|-------|------------|
| 40.403.0 | 1614021 |        | V     | 319x187 mm |



[COPPA CF75-CF85-XF95-F1700-F3300 • 1986 ▶ 1998 ]\*

| COD.      | OE | DETAIL | CLASS | DIM        |
|-----------|----|--------|-------|------------|
| 40.117.CR |    |        | IV    | 267x205 mm |
| 40.117.CT |    |        | IV    | 267x205 mm |
| 020C0117  |    |        |       | 252x190 mm |
| 020T0117  |    |        |       | 252x190 mm |

Disponibile fino a esaurimento scorte • available while stocks last • disponible jusqu'à épuisement du stock



COPPA CF75-CF85-XF95-F1700-F3300 • 1986 ▶ 1998]\*

| COD.      | OE      | DETAIL | CLASS | DIM        |
|-----------|---------|--------|-------|------------|
| 40.118.CR | 1232014 |        | IV    | 208x175 mm |
| 40.118.CT | 1232015 |        | IV    | 208x175 mm |



[COPPA CF75-CF85-XF95-F1700-F3300 • 1986 ▶ 1998 ]\*

| COD.      | OE      | DETAIL | CLASS | DIM        |
|-----------|---------|--------|-------|------------|
| 40.119.CR | 1232016 |        | II    | 392x205 mm |
| 40.119.CT | 1232017 |        | II    | 392x205 mm |



[COPPA LF]\*

| COD.      | OE                 | DETAIL | CLASS | DIM        |
|-----------|--------------------|--------|-------|------------|
| 40.329.CR |                    |        | II    | 398x210 mm |
| 41.329.CT | 1620023            |        | II    | 398x210 mm |
| 40.329.CT | 1405601<br>1805714 |        | II    | 398x210 mm |





## [COPPA CF65-CF75-CF75-XF95-95XF • 03/2000 - 03/2006]\*

| COD.      | OE                 | DETAIL | CLASS | DIM        |
|-----------|--------------------|--------|-------|------------|
| 40.400.CT | 1689348<br>1812862 |        | II    | 411x228 mm |



## [COPPA CF65-CF75-CF85 • 05/2006 - XF95-XF105-XC • 01/2006]\*

| COD.      | OE                 | DETAIL | CLASS | DIM        |
|-----------|--------------------|--------|-------|------------|
| 40.401.CT | 1689347<br>1940341 |        | IV    | 239x221 mm |



## [COPPA CF65-CF75-CF85-XF95-95XF • 03/2000 ▶ 04/2006]\*

| COD.      | OE                 | DETAIL | CLASS | DIM        |
|-----------|--------------------|--------|-------|------------|
| 40.415.CR | 1425106            |        | II    | 384x205 mm |
| 41.415.CT | 1610186<br>1425104 |        | II    | 384x205 mm |
| 40.415.CT | 1610184<br>1425105 |        | II    | 384x205 mm |
| 42.415.CT |                    |        | II    | 384x205 mm |
| 45.415.CT |                    |        | II    | 384x205 mm |



## [COPPA CF65-CF75-CF85-XF95-95XF • 03/2000 ▶ 04/2006]\*

| COD.      | OE      | DETAIL | CLASS | DIM        |
|-----------|---------|--------|-------|------------|
| 40.416.CR | 1670877 |        | II    | 170x214 mm |
| 41.416.CT | 1425108 |        | II    | 170x214 mm |
| 40.416.CT | 1610187 |        | II    | 170x214 mm |



## [VETRO CON PIASTRA CF75-CF85-XF95-F1700-F3300 • 1986 ▶ 1998]\*

| COD.      | OE      | DETAIL | CLASS | DIM        |
|-----------|---------|--------|-------|------------|
| 30.329.11 | 1404974 |        |       | 369x180 mm |
| 30.329.33 | 1805717 |        |       | 369x180 mm |



## [VETRO CON PIASTRA CF65-CF75-CF85-XF95-95XF • 03/2000 ▶ 04/2006]\*

| COD.      | OE      | DETAIL | CLASS | DIM        |
|-----------|---------|--------|-------|------------|
| 30.400.33 | 1685330 |        |       | 363x177 mm |



Questo vetro non può essere venduto nei paesi della Gran Bretagna, Germania, Svezia, Italia, Spagna e Francia, causa brevetto.  
This glass cannot be sold in the countries of Great Britain, Germany, Sweden, Italy, Spain and France due to patent restriction

## [VETRO CON PIASTRA CF65-CF75-CF85 • 05/2006 / XF95-XF105-XC • 01/2006]\*

| COD.      | OE      | DETAIL | CLASS | DIM        |
|-----------|---------|--------|-------|------------|
| 30.401.33 | 1685331 |        |       | 207x161 mm |



Questo vetro non può essere venduto nei paesi della Gran Bretagna, Germania, Svezia, Italia, Spagna e Francia, causa brevetto.  
This glass cannot be sold in the countries of Great Britain, Germany, Sweden, Italy, Spain and France due to patent restriction

## [VETRO CON PIASTRA CF65-CF75-CF85-XF95-95XF • 03/2000 ▶ 04/2006]\*


| COD.      | OE      | DETAIL | CLASS | DIM        |
|-----------|---------|--------|-------|------------|
| 30.415.11 | 1425109 |        |       | 368x189 mm |
| 30.415.33 | 1610190 |        |       | 368x189 mm |





[VETRO CON PIASTRA CF65-CF75-CF75-XF95-95XF • 03/2000  
► 03/2006]\*

| COD.      | OE                 | DETAIL | CLASS | DIM        |
|-----------|--------------------|--------|-------|------------|
| 30.416.11 |                    |        |       | 204x195 mm |
| 30.416.33 | 1610182<br>1425111 |        |       | 204x195 mm |



[VETRO]\*

| COD.     | OE               | DETAIL | CLASS | DIM        |
|----------|------------------|--------|-------|------------|
| 020C0118 | 699853<br>589438 |        |       | 191x153 mm |
| 020T0118 | 699854<br>589437 |        |       | 191x153 mm |



[VETRO]\*

| COD.     | OE                | DETAIL | CLASS | DIM        |
|----------|-------------------|--------|-------|------------|
| 020C0119 | 1279531<br>699856 |        |       | 374x190 mm |
| 020T0119 | 1305462<br>699857 |        |       | 374x190 mm |



[VETRO]\*

| COD.      | OE | DETAIL | CLASS | DIM |
|-----------|----|--------|-------|-----|
| 30.402.11 |    |        |       |     |



[VETRO]\*

| COD.      | OE | DETAIL | CLASS | DIM        |
|-----------|----|--------|-------|------------|
| 30.403.11 |    |        |       | 318x186 mm |



[BRACCIO CF65-CF75-CF85 / XF105 - XF95 • 05/2006]\*

| COD.      | OE                 | DETAIL | CLASS | DIM      |
|-----------|--------------------|--------|-------|----------|
| 40.400.BD | 1788487<br>1818353 |        |       | h 920 mm |
| 40.400.BS | 1788972<br>1818355 |        |       | h 920 mm |
| 40.401.BD |                    |        |       | h 818 mm |
| 40.401.BS |                    |        |       | h 818 mm |



MORSETTO XF105 - XC ► 01/2006]\*

| COD.      | OE | DETAIL | CLASS | DIM        |
|-----------|----|--------|-------|------------|
| 40.402.BR |    |        |       | 318x186 mm |



MORSETTO CF ► 05/2006]\*

| COD.      | OE | DETAIL | CLASS | DIM |
|-----------|----|--------|-------|-----|
| 40.403.BR |    |        |       |     |



[CALOTTA CF65-CF75-CF85 • 05/2006 - XF95-XF105-XC • 01/2006]\*

| COD.   | OE                 | DETAIL | CLASS | DIM        |
|--------|--------------------|--------|-------|------------|
| 40C400 | 1644325<br>1659248 |        |       | 411x228 mm |





[CALOTTA CF65-CF75-CF85 • 05/2006 - XF95-XF105-XC • 01/2006]\*

| COD.   | OE                 | DETAIL | CLASS | DIM        |
|--------|--------------------|--------|-------|------------|
| 40C401 | 1644326<br>1659249 |        |       | 239x221 mm |



[CALOTTA CF65-CF75-CF85 • 05/2006 - XF95-XF105-XC • 01/2006]\*

| COD.   | OE      | DETAIL | CLASS | DIM        |
|--------|---------|--------|-------|------------|
| 40C415 | 1425113 |        |       | 367x187 mm |



[CALOTTA CF65-CF75-CF85 • 05/2006 - XF95-XF105-XC • 01/2006]\*

| COD.   | OE      | DETAIL | CLASS | DIM        |
|--------|---------|--------|-------|------------|
| 40C416 | 1405114 |        |       | 202x194 mm |



[RESISTENZA CF75-CF85-XF95-F1700-F3300 • 1986 ▶ 1998]\*

| COD.   | OE | DETAIL | CLASS | DIM        |
|--------|----|--------|-------|------------|
| R1118V |    |        |       | 175x139 mm |



[RESISTENZA CF75-CF85-XF95-F1700-F3300 • 1986 ▶ 1998 ]\*

| COD.   | OE | DETAIL | CLASS | DIM        |
|--------|----|--------|-------|------------|
| R1309V |    |        |       | 371x184 mm |



[COPPA]\*

| COD.      | OE | DETAIL | CLASS | DIM        |
|-----------|----|--------|-------|------------|
| 40.111.CR |    |        |       | 380x185 mm |
| 40.111.CT |    |        |       | 380x185 mm |

[VETRO]\*

| COD.     | OE | DETAIL | CLASS | DIM        |
|----------|----|--------|-------|------------|
| 021C5210 |    |        |       | 367x175 mm |
| 021T5210 |    |        |       | 367x175 mm |



[VETRO]\*

| COD.     | OE | DETAIL | CLASS | DIM        |
|----------|----|--------|-------|------------|
| 021C5220 |    |        |       | 364x172 mm |





[SPECCHIO COMPLETO DAILY • OM 30 SC • GRINTA]\*

| COD.      | OE                 | DETAIL | CLASS | DIM                    |
|-----------|--------------------|--------|-------|------------------------|
| 40.066.0  |                    |        |       | 235x140mm<br>sporg.140 |
| 40.066.1  |                    |        |       | 235x140mm<br>sporg.140 |
| 40.066.BD |                    |        |       | sporg.140              |
| 40.066.BS |                    |        |       | sporg.140              |
| 40.065.0  |                    |        |       | 235x140mm<br>sporg.140 |
| 40.065.1  |                    |        |       | 235x140mm<br>sporg.140 |
| 40.069.BD |                    |        |       | sporg.250              |
| 40.069.BS |                    |        |       | sporg.250              |
| 50.100.CR | 9485716<br>4728922 |        |       | 235x140 mm             |



h 450mm



[SPECCHIO COMPLETO OM 40 • 1972 ▶ 1987]\*

| COD.      | OE       | DETAIL | CLASS | DIM                    |
|-----------|----------|--------|-------|------------------------|
| 40.067.0  |          |        |       | 290x168mm<br>sporg.140 |
| 40.067.1  |          |        |       | 290x168mm<br>sporg.140 |
| 40.066.BD |          |        |       | sporg.140              |
| 40.066.BS |          |        |       | sporg.140              |
| 40.069.0  |          |        |       | 290x168mm<br>sporg.250 |
| 40.069.1  |          |        |       | 290x168mm<br>sporg.250 |
| 40.069.BD |          |        |       | sporg.250              |
| 40.069.BS |          |        |       | sporg.250              |
| 40.125.CR | 93904083 |        |       | 290x168 mm             |



h 450mm

[GUARDARUOTA EUROARGO • EUROTCH • EUROTRAKKER  
• STRALIS • 01/1991 ▶ 2006]\*

| COD.     | OE                              | DETAIL | CLASS | DIM        |
|----------|---------------------------------|--------|-------|------------|
| 40.221.0 | 8143112<br>98409109<br>98472973 |        | V     | 284x185 mm |
| 41.221.3 | 98472974<br>98473000            |        | V     | 284x185 mm |
| 40.221.3 | 504132244<br>8143173            |        | V     | 284x185 mm |



[SPECCHIO COMPLETO EUROARGO-TRAKKER-STRALIS • 12/2006 ▶]\*

| COD.     | OE                                   | DETAIL | CLASS | DIM        |
|----------|--------------------------------------|--------|-------|------------|
| 40.303.0 | 504369961<br>504150527<br>5801765196 |        | II-IV | 720x340 mm |
| 40.303.1 | 504369910<br>504150526               |        | II-IV | 720x340 mm |
| 40.305.0 | 5801336298<br>504370055              |        | II-IV | 720x400 mm |
| 40.305.1 | 5801336285<br>504370048              |        | II-IV | 720x400 mm |
| 40.304.0 | 504369995<br>504150552               |        | II-IV | 720x460 mm |
| 40.304.1 | 504369979<br>504150551               |        | II-IV | 720x460 mm |



[SPECCHIO COMPLETO S-WAY • T-WAY • X-WAY • 2019 ▶]\*

| COD.     | OE                       | DETAIL | CLASS | DIM        |
|----------|--------------------------|--------|-------|------------|
| 40.307.0 | 5802287200<br>5802985715 |        | II-IV | 720x340 mm |
| 40.307.1 | 5802287199<br>5802985714 |        | II-IV | 720x340 mm |



[GUARDARUOTA TURBOSTAR • - ]\*

| COD.     | OE                  | DETAIL | CLASS | DIM        |
|----------|---------------------|--------|-------|------------|
| 40.227.0 | 2997314<br>42345784 |        | V     | 263x145 mm |
| 40.227.3 |                     |        | V     | 263x145 mm |
| 40.240.0 | 42345778            |        | V     | 263x145 mm |



[GUARDARUOTA STRALIS • S-WAY • T-WAY • X-WAY]\*

| COD.     | OE        | DETAIL | CLASS | DIM |
|----------|-----------|--------|-------|-----|
| 41.306.0 | 504168236 |        | V     |     |







## [COPPA 190 TURBO • TURBOTECH • EUROCARGO]\*

| COD.      | OE                 | DETAIL | CLASS | DIM        |
|-----------|--------------------|--------|-------|------------|
| 40.100.CR | 9485716<br>4728922 |        | II    | 439x209 mm |
| 40.200.CR | 4755870            |        | II    | 439x209 mm |
| 40.100.CT | 4755870            |        | II    | 439x209 mm |
| 42.100.CT |                    |        | II    | 439x209 mm |
| 40.101.CR | 4755582            |        | II    | 439x209 mm |
| 40.201.CR | 4755870            |        | II    | 439x209 mm |
| 40.101.CT |                    |        | II    | 439x209 mm |

[COPPA 110-115-135-145-150-170-175-190-260-300-320-330-340  
EUROCARGO • 09/1983 ▶ 12/2000]\*

| COD.      | OE                   | DETAIL | CLASS | DIM        |
|-----------|----------------------|--------|-------|------------|
| 40.102.CR | 4723931              |        | II    | 359x209 mm |
| 40.202.CR | 4723931              |        | II    | 359x209 mm |
| 40.102.CT | 4723931              |        | II    | 359x209 mm |
| 40.202.CT |                      |        | II    | 359x209 mm |
| 41.102.CT |                      |        | II    | 359x209 mm |
| 43.102.CT |                      |        | II    | 359x209 mm |
| 40.103.CR | 99457908<br>42344326 |        | II    | 359x209 mm |
| 40.203.CR | 98424107<br>8144918  |        | II    | 359x209 mm |
| 40.103.CT | 2997212<br>98424110  |        | II    | 359x209 mm |
| 40.203.CT |                      |        | II    | 359x209 mm |

[COPPA FIAT 170 NT35 • 130NT • GAMMA Z • ▶ 1987 • EUROCARGO •  
OM 50]\*

| COD.        | OE | DETAIL | CLASS | DIM        |
|-------------|----|--------|-------|------------|
| 40.104.CR   |    |        | II    | 344x163 mm |
| 40.204.CR   |    |        | II    | 344x163 mm |
| 40.104.CR18 |    |        | II    | 344x163 mm |
| 40.104.CT   |    |        | II    | 344x163 mm |
| 42.104.CT   |    |        | II    | 344x163 mm |
| 40.105.CR   |    |        | II    | 344x163 mm |
| 40.105.CT   |    |        | II    | 344x163 mm |
| 40.205.CR   |    |        | II    | 344x163 mm |
| 42.105.CT   |    |        | II    | 344x163 mm |
| 010C3204    |    |        |       |            |
| 010T3204    |    |        |       |            |



## [COPPA 75-80-110-130 • 01/1983 ▶ 12/1991]\*

| COD.      | OE                   | DETAIL | CLASS | DIM        |
|-----------|----------------------|--------|-------|------------|
| 40.108.CR | 42209371<br>86003144 |        | II    | 370x184 mm |
| 40.108.CT | 42209401             |        | II    | 370x184 mm |

[COPPA 120-150-159-160-170-190-260-300-330-340 •  
07/1982 ▶ 12/1993]\*

| COD.      | OE                 | DETAIL | CLASS | DIM        |
|-----------|--------------------|--------|-------|------------|
| 40.111.CR | 2601417<br>2637032 |        | II    | 380x185 mm |
| 40.111.CT | 2628191            |        | II    | 380x185 mm |





## [COPPA OM 40 • 1972 ▶ 1987]\*

| COD.      | OE       | DETAIL | CLASS | DIM        |
|-----------|----------|--------|-------|------------|
| 40.125.CR | 93904083 |        | II    | 290x168 mm |
| 40.225.CR | 93904083 |        | II    | 290x168 mm |



## [COPPA TURBOTECH • TURBOSTAR • 07/1984 - 12/1993]\*

| COD.      | OE | DETAIL | CLASS | DIM        |
|-----------|----|--------|-------|------------|
| 40.129.CR |    |        | IV    | 227x175 mm |
| 40.029.CR |    |        | IV    | 227x175 mm |



## [COPPA EUROCARGO • EUROTECH • EUROTRAKKER • STRALIS • 01/1991 ▶ 2006]\*

| COD.      | OE                                 | DETAIL | CLASS | DIM        |
|-----------|------------------------------------|--------|-------|------------|
| 40.212.CR | 98472986<br>504076983<br>98473012  |        | IV    | 200x189 mm |
| 41.212.CT | 98473013                           |        | IV    | 200x189 mm |
| 40.212.CT | 504076984<br>504132249<br>98473014 |        | IV    | 200x189 mm |
| 40.217.CR | 2997312<br>98472986                |        | IV    | 200x189 mm |
| 41.217.CT | 98472987                           |        | IV    | 200x189 mm |
| 40.217.CT | 2996671<br>98472989                |        | IV    | 200x189 mm |



## [COPPA EUROCARGO • EUROTECH • EUROTRAKKER • EUROSTAR • STRALIS • 01/1991 ▶ 2006]\*

| COD.      | OE                   | DETAIL | CLASS | DIM        |
|-----------|----------------------|--------|-------|------------|
| 40.215.CR | 98473005<br>98472976 |        | II    | 355x215 mm |
| 41.215.CT | 2997159<br>98472977  |        | II    | 355x215 mm |
| 40.215.CT | 2997160<br>98472979  |        | II    | 355x215 mm |
| 42.215.CT |                      |        | II    | 355x215 mm |



## [COPPA EUROCARGO • EUROTECH • EUROTRAKKER • EUROSTAR • STRALIS • 01/1991 ▶ 2006]\*

| COD.      | OE                   | DETAIL | CLASS | DIM        |
|-----------|----------------------|--------|-------|------------|
| 40.216.CR | 98472981             |        | II    | 457x215 mm |
| 40.216.CT | 98472982<br>98473010 |        | II    | 457x215 mm |
| 41.216.CT | 2997157<br>98473011  |        | II    | 457x215 mm |



## [COPPA GUARDARUOTA TURBOSTAR]\*

| COD.      | OE                    | DETAIL | CLASS | DIM        |
|-----------|-----------------------|--------|-------|------------|
| 40.239.CR | 2997216<br>98424102   |        | IV    | 263x145 mm |
| 40.240.CR | 42345783<br>503562112 |        | IV    | 263x145 mm |
| 40.239.CT |                       |        | IV    | 263x145 mm |
| 40.240.CT |                       |        | IV    | 263x145 mm |



## [COPPA OM 40 • FIAT 242 • 1972 ▶ 1987]\*

| COD.      | OE      | DETAIL | CLASS | DIM        |
|-----------|---------|--------|-------|------------|
| 50.101.CR | 9958752 |        | II    | 230x180 mm |
| 50.102.CR | 9072159 |        | II    | 230x180 mm |
| 50.201.CR |         |        | II    | 230x180 mm |
| 51.101.CR |         |        | II    | 230x180 mm |
| 50.103.CR | 9054137 |        | II    | 230x180 mm |
| 50.003.CR |         |        | II    | 230x180 mm |
| 50.203.CR |         |        | II    | 230x180 mm |



## [COPPA OM 40 • 1972 ▶ 1987]\*

| COD.      | OE | DETAIL | CLASS | DIM        |
|-----------|----|--------|-------|------------|
| 50.100.CR |    |        | II    | 235X140 mm |
| 50.200.CR |    |        | II    | 235X140 mm |







## [VETRO CON PIASTRA TURBOTECH • TURBOSTAR • 07/1984 ▶ 12/1993]\*

| COD.      | OE       | DETAIL | CLASS | DIM        |
|-----------|----------|--------|-------|------------|
| 30.210.11 | 93160711 |        | II    | 392x192 mm |
| 30.210.33 | 93160537 |        | II    | 392x192 mm |



## [VETRO CON PIASTRA TURBOTECH • TURBOSTAR • 07/1984 ▶ 12/1993]\*

| COD.      | OE                   | DETAIL | CLASS | DIM        |
|-----------|----------------------|--------|-------|------------|
| 30.310.01 |                      |        | II    | 392x192 mm |
| 30.310.11 | 93160862<br>93160710 |        | II    | 392x192 mm |



## [VETRO CON PIASTRA EUROCARGO • EUROTECH • EUROTRAKKER • STRALIS • 01/1991 ▶ 2006]\*

| COD.      | OE       | DETAIL | CLASS | DIM        |
|-----------|----------|--------|-------|------------|
| 30.212.11 |          |        | IV    | 200x175 mm |
| 30.212.33 | 93190982 |        | IV    | 200x175 mm |
| 30.217.11 |          |        | IV    | 200x175 mm |
| 30.217.33 | 93193199 |        | IV    | 200x175 mm |



## [VETRO CON PIASTRA EUROCARGO • EUROTECH • EUROTRAKKER • STRALIS • 01/1991 ▶ 2006]\*

| COD.      | OE                  | DETAIL | CLASS | DIM        |
|-----------|---------------------|--------|-------|------------|
| 30.312.11 |                     |        | IV    | 200x175 mm |
| 30.312.33 | 93190973            |        | IV    | 200x175 mm |
| 30.317.11 | 2997254             |        | IV    | 200x175 mm |
| 30.317.33 | 2997253<br>93193199 |        | IV    | 200x175 mm |



## [VETRO CON PIASTRA

| COD.      | OE                  | DETAIL | CLASS | DIM        |
|-----------|---------------------|--------|-------|------------|
| 30.215.11 | 93193200            |        | II    | 340x200 mm |
| 30.215.33 | 2997153<br>93193197 |        | II    | 340x200 mm |



## [VETRO CON PIASTRA

| COD.      | OE       | DETAIL | CLASS | DIM        |
|-----------|----------|--------|-------|------------|
| 30.315.11 | 93190983 |        | II    | 340x200 mm |
| 30.315.33 | 93190970 |        | II    | 340x200 mm |



## [VETRO CON PIASTRA EUROCARGO • EUROTECH • EUROTRAKKER • STRALIS • 01/1991 ▶ 2006]\*

| COD.      | OE                  | DETAIL | CLASS | DIM        |
|-----------|---------------------|--------|-------|------------|
| 30.216.11 | 93193162            |        | II    | 440x200 mm |
| 30.216.33 | 2997154<br>93193198 |        | II    | 440x200 mm |



## [VETRO CON PIASTRA

| COD.      | OE                   | DETAIL | CLASS | DIM        |
|-----------|----------------------|--------|-------|------------|
| 30.316.11 | 93190981             |        | II    | 440x200 mm |
| 30.316.33 | 93190976<br>93171054 |        | II    | 440x200 mm |



## [VETRO CON PIASTRA EUROCARGO • EUROTECH • EUROTRAKKER • 01/1991 ▶ 11/2004]\*

| COD.      | OE       | DETAIL | CLASS | DIM        |
|-----------|----------|--------|-------|------------|
| 30.221.11 | 93190984 |        | II    | 260x160 mm |
| 30.221.33 | 93190985 |        | II    | 260x160 mm |







## [VETRO CON PIASTRA EUROCARGO • EUROTTECH • EUROTRAKKER • 01/1991 ▶ 11/2004]\*

| COD.      | OE       | DETAIL | CLASS | DIM        |
|-----------|----------|--------|-------|------------|
| 30.321.11 | 93190984 |        | IV    | 260x160 mm |
| 30.321.33 | 93190985 |        | IV    | 260x160 mm |



## [VETRO CON PIASTRA EUROCARGO-TRAKKER-STRALIS • 12/2006 ▶ ]\*

| COD.      | OE | DETAIL | CLASS | DIM        |
|-----------|----|--------|-------|------------|
| 30.202.11 |    |        | II    | 370x180 mm |
| 30.202.33 |    |        | II    | 370x180 mm |



## [VETRO CON PIASTRA EUROCARGO-TRAKKER-STRALIS • 12/2006 ▶ ]\*

| COD.      | OE | DETAIL | CLASS | DIM        |
|-----------|----|--------|-------|------------|
| 30.302.11 |    |        | IV    | 370x180 mm |
| 30.302.33 |    |        | IV    | 370x180 mm |



## [VETRO CON PIASTRA EUROCARGO-TRAKKER-STRALIS • 12/2006 ▶ ]\*

| COD.      | OE        | DETAIL | CLASS | DIM        |
|-----------|-----------|--------|-------|------------|
| 30.303.11 |           |        | IV    | 200x190 mm |
| 30.303.33 | 504197879 |        | IV    | 200x190 mm |



## [VETRO CON PIASTRA S-WAY • T-WAY • X-WAY • 2019 ▶ ]\*

| COD.       | OE | DETAIL | CLASS | DIM |
|------------|----|--------|-------|-----|
| 30.307.33D |    |        | II    |     |
| 30.307.33S |    |        | II    |     |
| 30.307.11D |    |        | II    |     |
| 30.307.11S |    |        | II    |     |



## [VETRO CON PIASTRA S-WAY • T-WAY • X-WAY • 2019 ▶ ]\*

| COD.       | OE | DETAIL | CLASS | DIM |
|------------|----|--------|-------|-----|
| 30.308.33D |    |        | IV    |     |
| 30.308.33S |    |        | IV    |     |
| 30.308.11D |    |        | IV    |     |
| 30.308.11S |    |        | IV    |     |



## [VETRO 170NC/682N4 • 1952 ▶ 1998]\*

| COD.     | OE      | DETAIL | CLASS | DIM        |
|----------|---------|--------|-------|------------|
| 011C1550 | 4723936 |        |       | 343x187 mm |
| 011T1550 | 4723936 |        |       | 343x187 mm |



## [VETRO 75-80-110-115-130 • 01/1973 ▶ 12/1983]\*

| COD.     | OE                 | DETAIL | CLASS | DIM        |
|----------|--------------------|--------|-------|------------|
| 012C1560 | 9058361<br>4671619 |        |       | 343x158 mm |
| 012T1560 | 4672587            |        |       | 343x158 mm |



## [VETRO FIAT 682 • 1952 ▶ 1988]\*

| COD.     | OE | DETAIL | CLASS | DIM        |
|----------|----|--------|-------|------------|
| 013C1570 |    |        |       | 314x176 mm |



## [VETRO OM VIA LIBERA]\*

| COD.     | OE | DETAIL | CLASS | DIM        |
|----------|----|--------|-------|------------|
| 015C1600 |    |        |       | 249x167 mm |
| 015C1601 |    |        |       | 249x167 mm |
| 015C1602 |    |        |       | 249x167 mm |





## [VETRO OM LEONCINO • 1950 ▶ 1968]\*

| COD.     | OE | DETAIL | CLASS | DIM        |
|----------|----|--------|-------|------------|
| 017C2710 |    |        |       | 180x130 mm |
| 018C2710 |    |        |       | 180x130 mm |



## [VETRO OM 100/110/150 • 1967 ▶ 1989]\*

| COD.     | OE | DETAIL | CLASS | DIM        |
|----------|----|--------|-------|------------|
| 019C3850 |    |        |       | 387x148 mm |



## [VETRO DAILY • OM 30 SC • GRINTA]\*

| COD.     | OE | DETAIL | CLASS | DIM        |
|----------|----|--------|-------|------------|
| 020C1235 |    |        |       | 280x153 mm |



## [VETRO 110-115-135-145-150-170-175-190-260-300-320-330-340 EUROCARGO • 09/1983 ▶ 12/2000]\*

| COD.     | OE                  | DETAIL | CLASS | DIM        |
|----------|---------------------|--------|-------|------------|
| 020C4150 | 4723936<br>93190916 |        |       | 345x196 mm |
| 020T4150 | 4723936<br>93190916 |        |       | 345x196 mm |



## [VETRO 120-150-159-160-170-190-260-300-330-340 • 07/1982 ▶ 12/1993]\*

| COD.     | OE      | DETAIL | CLASS | DIM        |
|----------|---------|--------|-------|------------|
| 021C5210 | 2628194 |        |       | 367x175 mm |
| 021T5210 |         |        |       | 367x175 mm |



## [VETRO 75-80-110-130 • 01/1983 ▶ 12/1991]\*

| COD.     | OE       | DETAIL | CLASS | DIM        |
|----------|----------|--------|-------|------------|
| 023C1300 | 42209394 |        |       | 354x168 mm |
| 023T1300 | 42209394 |        |       | 354x168 mm |



## [VETRO 190 TURBO • TURBOTECH • EUROCARGO]\*

| COD.     | OE | DETAIL | CLASS | DIM        |
|----------|----|--------|-------|------------|
| 027C1082 |    |        |       | 426x195 mm |
| 027T1082 |    |        |       | 426x195 mm |



## [VETRO OM 40 • 1972 ▶ 1987]

| COD.     | OE       | DETAIL | CLASS | DIM        |
|----------|----------|--------|-------|------------|
| 029C3220 | 93904072 |        |       | 223x128 mm |



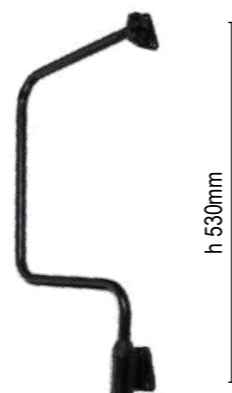
## [BRACCIO 130NC-159/20-150/20-170NT35-190/35-190 • 07/1982 ▶ 12/1992]\*

| COD.      | OE | DETAIL | CLASS | DIM          |
|-----------|----|--------|-------|--------------|
| 40.102.BD |    |        |       | sporg 340 mm |
| 40.102.BS |    |        |       | sporg 340 mm |
| 41.102.BD |    |        |       | sporg 470 mm |
| 41.102.BS |    |        |       | sporg 470 mm |
| 40.103.BD |    |        |       | sporg 340 mm |
| 40.103.BS |    |        |       | sporg 340 mm |
| 41.103.BD |    |        |       | sporg 470 mm |
| 41.103.BS |    |        |       | sporg 470 mm |



[BRACCIO FIAT 170 NT35 • 130NT • GAMMA Z ▶ 1987 /  
• EURO CARGO • OM 50]\*

| COD.      | OE | DETAIL | CLASS | DIM           |
|-----------|----|--------|-------|---------------|
| 40.104.BD |    |        |       | sporg. 325 mm |
| 40.104.BS |    |        |       | sporg. 325 mm |
| 41.104.BD |    |        |       | sporg. 460 mm |
| 41.104.BS |    |        |       | sporg. 460 mm |
| 40.205.BD |    |        |       | sporg. 325 mm |
| 40.205.BS |    |        |       | sporg. 325 mm |
| 41.205.BD |    |        |       | sporg. 460 mm |
| 41.205.BS |    |        |       | sporg. 460 mm |



[BRACCIO OM 30-40]\*

| COD.      | OE | DETAIL | CLASS | DIM           |
|-----------|----|--------|-------|---------------|
| 40.068.BD |    |        |       | sporg. 140 mm |
| 40.068.BS |    |        |       | sporg. 140 mm |



[BRACCIO PER GUARDARUOTA TURBOSTAR]\*

| COD.      | OE | DETAIL | CLASS | DIM           |
|-----------|----|--------|-------|---------------|
| 40.129.BR |    |        |       | sporg. 130 mm |
| 40.029.BR |    |        |       | sporg. 130 mm |



[BRACCIO EUROTECH pag.48 • ]\*

| COD.      | OE | DETAIL | CLASS | DIM        |
|-----------|----|--------|-------|------------|
| 40.216.BD |    |        | II    | 323x184 mm |
| 40.216.BS |    |        | II    | 323x184 mm |
| 41.216.BD |    |        | II    | 323x184 mm |
| 41.216.BS |    |        | II    | 323x184 mm |



[BRACCIO TURBOTECH • TURBOSTAR • 07/1984 ▶ 12/1993]\*

| COD.      | OE | DETAIL | CLASS | DIM        |
|-----------|----|--------|-------|------------|
| 40.300.BD |    |        |       | 355x215 mm |
| 40.300.BS |    |        |       | 355x215 mm |







## [BRACCIO FIAT 682 N4 / 682 T4]\*

| COD.      | OE | DETAIL | CLASS | DIM           |
|-----------|----|--------|-------|---------------|
| 40.346.BD |    |        |       | sporg. 345 mm |
| 40.346.BS |    |        |       | sporg. 345 mm |



## [CALOTTA EUROCARGO • EUROTECH • EUROTRAKKER • EUROSTAR MOD. VITALONI • 01/1991 ▶ 02/2002]\*

| COD.   | OE       | DETAIL | CLASS | DIM        |
|--------|----------|--------|-------|------------|
| 40C215 | 93190971 |        |       | 355x162 mm |



## [CALOTTA EUROCARGO • EUROTECH • EUROTRAKKER • STRALIS • 01/1991 ▶ 2006]\*

| COD.   | OE       | DETAIL | CLASS | DIM        |
|--------|----------|--------|-------|------------|
| 40C216 | 93190977 |        |       | 162x435 mm |



## [CALOTTA EUROCARGO • EUROTECH • EUROTRAKKER • STRALIS • 01/1991 ▶ 03/2006]\*

| COD.   | OE       | DETAIL | CLASS | DIM        |
|--------|----------|--------|-------|------------|
| 40C217 | 93190974 |        |       | 175x177 mm |



## [CALOTTA EUROCARGO • EUROTECH • EUROTRAKKER • EUROSTAR MOD. DONELLY • 01/1991 ▶ 02/2002]\*

| COD.   | OE                  | DETAIL | CLASS | DIM        |
|--------|---------------------|--------|-------|------------|
| 40C505 | 2997156<br>93193202 |        |       | 355x162 mm |



## [CALOTTA EUROCARGO • EUROTECH • EUROTRAKKER • STRALIS • 01/1991 ▶ 2006]\*

| COD.   | OE      | DETAIL | CLASS | DIM        |
|--------|---------|--------|-------|------------|
| 40C506 | 2997155 |        |       | 162x435 mm |



## [CALOTTA EUROCARGO • EUROTECH • EUROTRAKKER • STRALIS • 01/1991 ▶ 03/2006]\*

| COD.   | OE       | DETAIL | CLASS | DIM        |
|--------|----------|--------|-------|------------|
| 40C507 | 93193203 |        |       | 175x177 mm |



## [CALOTTA]\*

| COD.    | OE        | DETAIL | CLASS | DIM        |
|---------|-----------|--------|-------|------------|
| 40C302D | 504158975 |        |       | 245x370 mm |
| 40C302S | 504158974 |        |       | 245x370 mm |





## [CALOTTA]\*

| COD.    | OE        | DETAIL | CLASS | DIM        |
|---------|-----------|--------|-------|------------|
| 40C303D | 504158977 |        |       | 245x215 mm |
| 40C303S | 504158976 |        |       | 245x215 mm |



## [TELAIO EUROCARGO-TRAKKER-STRALIS • 12/2006 ▶ ]\*

| COD.    | OE        | DETAIL | CLASS | DIM        |
|---------|-----------|--------|-------|------------|
| 40C304D | 504159023 |        |       | 245x390 mm |
| 40C304S | 504159022 |        |       | 245x390 mm |



## [TELAIO EUROCARGO-TRAKKER-STRALIS • 12/2006 ▶ ]\*

| COD.    | OE        | DETAIL | CLASS | DIM        |
|---------|-----------|--------|-------|------------|
| 40C305D | 504159021 |        |       | 245x230 mm |
| 40C305S | 504159020 |        |       | 245x230 mm |



| COD.   | OE        | DETAIL | CLASS | DIM |
|--------|-----------|--------|-------|-----|
| 40C306 | 504168244 |        |       |     |



## [CALOTTA STRALIS • 2007 ▶ ]\*

| COD.      | OE        | DETAIL | CLASS | DIM |
|-----------|-----------|--------|-------|-----|
| 40CB303AD | 504158943 |        |       |     |



## [CALOTTA STRALIS • 2007 ▶ ]\*

| COD.      | OE        | DETAIL | CLASS | DIM |
|-----------|-----------|--------|-------|-----|
| 40CB303AS | 504158937 |        |       |     |



## [CALOTTA STRALIS • 2007 ▶ ]\*

| COD.      | OE        | DETAIL | CLASS | DIM |
|-----------|-----------|--------|-------|-----|
| 40CB303BD | 504158951 |        |       |     |
| 40CB303BS | 504158947 |        |       |     |



## [KIT SUPERIORE + INFERIORE EUROCARGO -TRAKKER - STRALIS • 12-2006 ▶ ]\*

| COD.     | OE | DETAIL | CLASS | DIM |
|----------|----|--------|-------|-----|
| 40CB303D |    |        |       |     |
| 40CB303S |    |        |       |     |



## [ADATTATORI EUROCARGO • EUROTECH • EUROTRAKKER • STRALIS • 01/1991 ▶ 2006

| COD.  | OE | DETAIL | CLASS | DIM |
|-------|----|--------|-------|-----|
| B216A |    |        |       |     |
| B216B |    |        |       |     |



[MOTORINO EUROCARGO • EUROTECH • EUROTRAKKER • STRALIS • 01/1991 ▶ 2006]\*

| COD.  | OE | DETAIL | CLASS | DIM |
|-------|----|--------|-------|-----|
| M0216 |    | 24V    |       |     |



[ADATTATORI]\*

| COD. | OE | DETAIL | CLASS | DIM |
|------|----|--------|-------|-----|
| C03V |    |        |       |     |
| C10V |    |        |       |     |



[ADATTATORI]\*

| COD. | OE | DETAIL | CLASS | DIM |
|------|----|--------|-------|-----|
| C11V |    |        |       |     |
| C12V |    |        |       |     |



[GUARDARUOTA]\*

| COD.     | OE                 | DETAIL | CLASS | DIM        |
|----------|--------------------|--------|-------|------------|
| 40.402.0 | 1614022<br>1425124 |        | V     | 319x187 mm |



[COPPA GRANDANGOLARE]\*

| COD.      | OE                 | DETAIL | CLASS | DIM        |
|-----------|--------------------|--------|-------|------------|
| 40.117.CR |                    |        | IV    | 267x205 mm |
| 40.117.CT | FBU1913<br>FBU3864 |        | IV    | 267x205 mm |



[COPPA GRANDANGOLARE]\*

| COD.      | OE      | DETAIL | CLASS | DIM        |
|-----------|---------|--------|-------|------------|
| 40.118.CR |         |        | IV    | 227x117 mm |
| 40.118.CT | FBU9136 |        | IV    | 227x117 mm |



[COPPA]\*

| COD.      | OE                 | DETAIL | CLASS | DIM        |
|-----------|--------------------|--------|-------|------------|
| 40.119.CR |                    |        | II    | 390x205 mm |
| 40.119.CT | BBU4700<br>FBU1028 |        | II    | 390x205 mm |







| COD.     | OE      | DETAIL | CLASS | DIM        |
|----------|---------|--------|-------|------------|
| 020C0117 | FBU3865 |        |       | 252x190 mm |
| 020T0117 | FBU3865 |        |       | 252x190 mm |



| COD.     | OE | DETAIL | CLASS | DIM        |
|----------|----|--------|-------|------------|
| 020C0118 |    |        |       | 191x153 mm |
| 020T0118 |    |        |       | 191x153 mm |



| COD.     | OE      | DETAIL | CLASS | DIM        |
|----------|---------|--------|-------|------------|
| 020C0119 | FBU1027 |        |       | 375x190 mm |
| 020T0119 | BBU4702 |        |       | 375x190 mm |



| COD.      | OE | DETAIL | CLASS | DIM |
|-----------|----|--------|-------|-----|
| 30.402.11 |    |        |       |     |



[ATTACCO PER GUARDARUOTA]\*

| COD.      | OE | DETAIL | CLASS | DIM        |
|-----------|----|--------|-------|------------|
| 40.402.BR |    |        |       | 318x186 mm |



[COPPA TGA • TGL • TGM • 03/2000 ▶ 04/2006]\*

| COD.      | OE          | DETAIL | CLASS | DIM        |
|-----------|-------------|--------|-------|------------|
| 40.406.CT | 81637306513 |        | IV    | 207X188 mm |
| 41.406.CT | 81637306511 |        | IV    | 207X188 mm |
| 40.407.CT | 81637306512 |        | IV    | 207X188 mm |
| 41.407.CT | 81637306510 |        | IV    | 207X188 mm |



[COPPA TGA • TGL • TGM • 03/2000 ▶ 2005 ▶ 04/2006]\*

| COD.      | OE                         | DETAIL | CLASS | DIM        |
|-----------|----------------------------|--------|-------|------------|
| 40.408.CT | 81637306347<br>81637306399 |        | II    | 399X207 mm |
| 40.409.CT | 81637306345<br>81637306395 |        | II    | 399X207 mm |



[COPPA F90-M90 • 09/1987 ▶ 06/1996]\*

| COD.      | OE                         | DETAIL | CLASS | DIM        |
|-----------|----------------------------|--------|-------|------------|
| 40.111.CR | 81637306233<br>81637306220 |        | II    | 380x185 mm |
| 40.111.CT | 81637306234<br>81637306221 |        | II    | 380x185 mm |



[COPPA F90-G90 • 09/1987 ▶ 06/1996]\*

| COD.      | OE                         | DETAIL | CLASS | DIM        |
|-----------|----------------------------|--------|-------|------------|
| 40.112.CR | 81637306149<br>81637306126 |        | II    | 380x185 mm |
| 40.112.CT | 81637306151                |        | II    | 380x185 mm |





## [COPPA G-G90 • 10/1979 ▶ 05/1995]\*

| COD.      | OE                         | DETAIL | CLASS | DIM        |
|-----------|----------------------------|--------|-------|------------|
| 40.115.CR | 81637306167<br>81637306127 |        | II    | 318x186 mm |
| 40.115.CT | 81637306148<br>81637306128 |        | II    | 318x186 mm |



## [COPPA F90-G90 • 07/1987 ▶ 06/1996]\*

| COD.      | OE          | DETAIL | CLASS | DIM        |
|-----------|-------------|--------|-------|------------|
| 40.116.CR | 81637306309 |        | II    | 379x187 mm |
| 40.116.CT | 81637306309 |        | II    | 379x187 mm |



## [COPPA 24.332-24.362-24.372-24.422-25.372-25.422 • 10/1986 ▶ 12/1992]\*

| COD.      | OE          | DETAIL | CLASS | DIM        |
|-----------|-------------|--------|-------|------------|
| 40.122.CR | 81637306217 |        | IV    | 227x175 mm |
| 40.122.CT |             |        | IV    | 227x175 mm |



## [COPPA F2000-L2000-M2000 • 10/1993]\*

| COD.      | OE                         | DETAIL | CLASS | DIM        |
|-----------|----------------------------|--------|-------|------------|
| 40.410.CR | 81637306314<br>81637306303 |        | II    | 384x205 mm |
| 41.410.CT | 81637306315<br>81637306304 |        | II    | 384x205 mm |
| 40.410.CT | 81637306368<br>81637306367 |        | II    | 384x205 mm |
| 40.410.CT | 81637306368<br>81637306367 |        | II    | 384x205 mm |



## [GUARDARUOTA F2000-L2000-M2000 • 10/1993]\*

| COD.      | OE                         | DETAIL | CLASS | DIM        |
|-----------|----------------------------|--------|-------|------------|
| 40.411.CR | 81637306306                |        | IV    | 220X170 mm |
| 41.411.CT | 81637306307                |        | IV    | 220X170 mm |
| 40.411.CT | 81637306317<br>81637306308 |        | IV    | 220X170 mm |



## [VETRO CON PIASTRA TGA • TGL • TGM • 03/2000 ▶ 04/2006]\*

| COD.      | OE          | DETAIL | CLASS | DIM        |
|-----------|-------------|--------|-------|------------|
| 30.407.33 | 81637336057 |        |       | 177X167 mm |

Questo vetro non può essere venduto nei paesi della Gran Bretagna, Germania, Svezia, Italia, Spagna e Francia, causa brevetto.  
This glass cannot be sold in the countries of Great Britain, Germany, Sweden, Italy, Spain and France due to patent restriction



## [VETRO CON PIASTRA TGA • TGL • TGM • 03/2000 ▶ 04/2006]\*

| COD.      | OE | DETAIL | CLASS | DIM        |
|-----------|----|--------|-------|------------|
| 30.409.33 |    |        |       | 379X176 mm |

Questo vetro non può essere venduto nei paesi della Gran Bretagna, Germania, Svezia, Italia, Spagna e Francia, causa brevetto.  
This glass cannot be sold in the countries of Great Britain, Germany, Sweden, Italy, Spain and France due to patent restriction



## [VETRO CON PIASTRA F2000-L2000-M2000 • 10/1993]\*

| COD.      | OE          | DETAIL | CLASS | DIM        |
|-----------|-------------|--------|-------|------------|
| 30.410.11 | 81637330066 |        | II    | 370x190 mm |
| 30.410.33 | 81637330067 |        | II    | 370x190 mm |

Questo vetro non può essere venduto nei paesi della Gran Bretagna, Germania, Svezia, Italia, Spagna e Francia, causa brevetto.  
This glass cannot be sold in the countries of Great Britain, Germany, Sweden, Italy, Spain and France due to patent restriction



## [VETRO CON PIASTRA F2000-L2000-M2000 • 10/1993]\*

| COD.      | OE          | DETAIL | CLASS | DIM        |
|-----------|-------------|--------|-------|------------|
| 30.411.11 | 81637330068 |        |       | 203x153 mm |
| 30.411.33 | 81637330069 |        |       | 203x153 mm |





[VETRO F90-M90 • 07/1986 ▶ 12/1997]\*

| COD.     | OE                         | DETAIL | CLASS | DIM        |
|----------|----------------------------|--------|-------|------------|
| 020C0116 | 81637330030<br>81637330025 |        |       | 367x176 mm |
| 020T0116 | 81637336006<br>81637336003 |        |       | 367x176 mm |



[VETRO G-G90 • 10/1979 ▶ 05/1995]\*

| COD.     | OE          | DETAIL | CLASS | DIM        |
|----------|-------------|--------|-------|------------|
| 020C0115 | 81637330027 |        |       | 310x176 mm |
| 020T0115 | 81637336001 |        |       | 310x176 mm |



[VETRO 24.332-24.362-24.372-24.422-25.372-25.422 • 10/1986 ▶ 12/1992]\*

| COD.     | OE          | DETAIL | CLASS | DIM        |
|----------|-------------|--------|-------|------------|
| 010C1320 | 81637330068 |        |       | 211x161 mm |
| 010T1320 | 81637330069 |        |       | 211x161 mm |



[F90-M90 • 07/1986 ▶ 12/1997]\*

| COD.     | OE          | DETAIL | CLASS | DIM        |
|----------|-------------|--------|-------|------------|
| 020C0524 | 81637330061 |        |       | 150x200 mm |
| 020T0524 | 81637336007 |        |       | 150x200 mm |



[F2000-L2000-M2000 • 10/1993 ▶ ]\*

| COD.     | OE                         | DETAIL | CLASS | DIM        |
|----------|----------------------------|--------|-------|------------|
| 020C0525 | 8163733009<br>81637330048  |        |       | 311x171 mm |
| 020T0525 | 81637330100<br>81637330049 |        |       | 311x171 mm |



[VETRO F90-M90 • 07/1986 ▶ 12/1997]\*

| COD.     | OE  | DETAIL | CLASS | DIM        |
|----------|---|--------|-------|------------|
| 020C0526 | 81637330030<br>81637330025                |        |       | 364x175 mm |
| 020T0526 | 81637336006<br>81637336003<br>81637330064 |        |       | 364x175 mm |



[VETRO F90-M90 • 07/1987 ▶ 12/1997]\*

| COD.     | OE                         | DETAIL | CLASS | DIM        |
|----------|----------------------------|--------|-------|------------|
| 021C5210 | 81637330030<br>81637330025 |        |       | 367x175 mm |
| 021T5210 | 81637330064                |        |       | 367x175 mm |



[CALOTTA TGA • TGL • TGM • 03/2000 ▶ 04/2006]\*

| COD.   | OE                         | DETAIL | CLASS | DIM        |
|--------|----------------------------|--------|-------|------------|
| 40C406 | 81637320056<br>81637320062 |        |       | 187X197 mm |
| 40C407 | 81637320057<br>81637320061 |        |       | 187X197 mm |



[CALOTTA TGA • TGL • TGM • 03/2000 ▶ 04/2006]\*

| COD.   | OE                         | DETAIL | CLASS | DIM        |
|--------|----------------------------|--------|-------|------------|
| 40C408 | 81637320055<br>81637320060 |        |       | 400X220 mm |
| 40C409 | 81637320054<br>81637320059 |        |       | 400X220 mm |



[CALOTTA F2000 • L2000 • M2000 • 10/1993]\*

| COD.   | OE | DETAIL | CLASS | DIM        |
|--------|----|--------|-------|------------|
| 40C410 |    |        |       | 374X196 mm |



[CALOTTA F2000-L2000-M2000 • 10/1993]\*

| COD.   | OE | DETAIL | CLASS | DIM        |
|--------|----|--------|-------|------------|
| 40C411 |    |        |       | 209X160 mm |







## [COPPA DAL 207D AL 410 • 08/1981 ▶ 02/1995]\*

| COD.      | OE                       | DETAIL | CLASS | DIM        |
|-----------|--------------------------|--------|-------|------------|
| 40.106.CR | 6118100116               |        | II    | 240x156 mm |
| 40.106.CT | 6018100916<br>6018102216 |        | II    | 240x156 mm |
| 41.106.CT | 6018100916<br>6018102216 |        | II    | 240x156 mm |



## [COPPA LK/LN2-LP-NG-0303-0404-0405 • 09/1963 ▶ 09/1996]\*

| COD.      | OE                       | DETAIL | CLASS | DIM        |
|-----------|--------------------------|--------|-------|------------|
| 40.108.CR | 3818107116<br>3818102516 |        | II    | 370x184 mm |
| 40.208.CR |                          |        | II    | 370x184 mm |
| 40.108.CT | 3818107116<br>3818102516 |        | II    | 370x184 mm |



## [COPPA NG • 09/1963 ▶ 09/1996]\*

| COD.      | OE         | DETAIL | CLASS | DIM        |
|-----------|------------|--------|-------|------------|
| 40.109.CR | 3818103716 |        | II    | 420x200 mm |
| 40.109.CT | 3818103816 |        | II    | 420x200 mm |
| 43.109.CT |            |        | II    | 420x200 mm |



## [COPPA LK/LN2-LP-0303-0404-0405-507D • 508D-609D • 611D-614D-709D-809D-811D-814D • 09/1963 ▶ 09/1996]\*

| COD.      | OE         | DETAIL | CLASS | DIM        |
|-----------|------------|--------|-------|------------|
| 40.113.CR | 3148101316 |        | II    | 239x316 mm |
| 40.213.CR |            |        | II    | 239x316 mm |
| 40.113.CT | 3148102016 |        | II    | 239x316 mm |
| 41.113.CT | 3148101916 |        | II    | 239x316 mm |



## [COPPA]\*

| COD.      | OE | DETAIL | CLASS | DIM        |
|-----------|----|--------|-------|------------|
| 40.130.CR |    |        | II    | 240x156 mm |
| 40.130.CT |    |        | II    | 240x156 mm |
| 41.130.CT |    |        | II    | 240x156 mm |



## [COPPA ACTROS-ACTROS MP2-ECONIC • 09/1996 ▶ ]\*

| COD.      | OE                       | DETAIL | CLASS | DIM        |
|-----------|--------------------------|--------|-------|------------|
| 40.160.CR |                          |        | II    | 433x188 mm |
| 40.160.CT | 0008109116               |        | II    | 433x188 mm |
| 41.160.CT | 0018109016<br>0008109516 |        | II    | 433x189 mm |
| 42.160.CR | 0008109516               |        | II    | 433x189 mm |
| 42.160.CT | 0008109416               |        | II    | 433x189 mm |



## [COPPA ACTROS-SK-MK-NG • 01/1991 ▶ 08/1996]\*

| COD.      | OE         | DETAIL | CLASS | DIM        |
|-----------|------------|--------|-------|------------|
| 40.161.CR |            |        | IV    | 225x185 mm |
| 40.161.CT |            |        | IV    | 225x185 mm |
| 41.161.CT | 0018109216 |        | IV    | 225x185 mm |
| 42.161.CR | 0008109616 |        | IV    | 225x188 mm |
| 42.161.CT |            |        | IV    | 225x188 mm |





## [COPPA ATEGO II • AXOR II • 10/2004 ▶]\*

| COD.      | OE           | DETAIL | CLASS | DIM        |
|-----------|--------------|--------|-------|------------|
| 40.334.CT | 000-810-1579 |        | II    | 435x215 mm |
| 41.334.CT | 000-810-1479 |        | II    | 435x215 mm |
| 40.335.CT | 000-810-1879 |        | II    | 435x215 mm |
| 41.335.CT | 000-810-1779 |        | II    | 435x215 mm |



## [COPPA ATEGO II • AXOR II • 10/2004 ▶]\*

| COD.      | OE           | DETAIL | CLASS | DIM        |
|-----------|--------------|--------|-------|------------|
| 40.336.CR |              |        | IV    | 215x199 mm |
| 41.336.CT | 000-810-1679 |        | IV    | 215x199 mm |



## [VETRO CON PIASTRA ACTROS • ECONIC • 04/1996 ▶ 10/2002]\*

| COD.      | OE         | DETAIL | CLASS | DIM        |
|-----------|------------|--------|-------|------------|
| 30.325.11 |            |        |       | 433x188 mm |
| 30.325.33 | 0018112033 |        |       | 433x188 mm |



Questo vetro non può essere venduto nei paesi della Gran Bretagna, Germania, Svezia, Italia, Spagna e Francia, causa brevetto.  
This glass cannot be sold in the countries of Great Britain, Germany, Sweden, Italy, Spain and France due to patent restriction

## [VETRO CON PIASTRA ACTROS • ACTROS MP2 • ATEGO • ATEGO 2 • AXOR • AXOR2 • ECONIC • 04/1996 ▶]\*

| COD.      | OE         | DETAIL | CLASS | DIM        |
|-----------|------------|--------|-------|------------|
| 30.326.11 |            |        |       | 200x200 mm |
| 30.326.33 | 0018116033 |        |       | 200x200 mm |



Questo vetro non può essere venduto nei paesi della Gran Bretagna, Germania, Svezia, Italia, Spagna e Francia, causa brevetto.  
This glass cannot be sold in the countries of Great Britain, Germany, Sweden, Italy, Spain and France due to patent restriction

## [VETRO CON PIASTRA ACTROS • 04/1996 ▶ 10/2002]\*

| COD.      | OE       | DETAIL | CLASS | DIM        |
|-----------|----------|--------|-------|------------|
| 30.327.11 | 18112233 |        |       | 310x170 mm |



Questo vetro non può essere venduto nei paesi della Gran Bretagna, Germania, Svezia, Italia, Spagna e Francia, causa brevetto.  
This glass cannot be sold in the countries of Great Britain, Germany, Sweden, Italy, Spain and France due to patent restriction

## [VETRO CON PIASTRA ATEGO • AXOR • 01/1998 ▶ 10/2004]\*

| COD.      | OE         | DETAIL | CLASS | DIM        |
|-----------|------------|--------|-------|------------|
| 30.328.33 | 0018113433 |        |       | 380x170 mm |



Questo vetro non può essere venduto nei paesi della Gran Bretagna, Germania, Svezia, Italia, Spagna e Francia, causa brevetto.  
This glass cannot be sold in the countries of Great Britain, Germany, Sweden, Italy, Spain and France due to patent restriction

## [VETRO CON PIASTRA ATEGO II • AXOR II • 07/2010 ▶]\*

| COD.      | OE           | DETAIL | CLASS | DIM        |
|-----------|--------------|--------|-------|------------|
| 30.335.33 | 002-811-4633 |        |       | 435x196 mm |



Questo vetro non può essere venduto nei paesi della Gran Bretagna, Germania, Svezia, Italia, Spagna e Francia, causa brevetto.  
This glass cannot be sold in the countries of Great Britain, Germany, Sweden, Italy, Spain and France due to patent restriction

## [VETRO CON PIASTRA ATEGO II • AXOR II • 07/2010 ▶]\*

| COD.      | OE           | DETAIL | CLASS | DIM        |
|-----------|--------------|--------|-------|------------|
| 30.336.11 |              |        | II    | 203x200 mm |
| 30.336.33 | 002-811-4733 |        | II    | 203x200 mm |



Questo vetro non può essere venduto nei paesi della Gran Bretagna, Germania, Svezia, Italia, Spagna e Francia, causa brevetto.  
This glass cannot be sold in the countries of Great Britain, Germany, Sweden, Italy, Spain and France due to patent restriction





| COD.     | OE         | DETAIL | CLASS | DIM        |
|----------|------------|--------|-------|------------|
| 020C0106 | 6118110133 |        |       | 234x144 mm |
| 020T0106 |            |        |       | 234x144 mm |
| 020T0166 |            |        |       | 234x144 mm |

## [VETRO LK/LN2-LP-0303-0402-0404-T2/LN1 • 09/1963 ▶ 10/1999]\*

| COD.     | OE                       | DETAIL | CLASS | DIM        |
|----------|--------------------------|--------|-------|------------|
| 020C0113 | 0008113533<br>0008111933 |        |       | 291x172 mm |
| 020T0113 | 0008113533<br>0008111933 |        |       | 291x172 mm |

## [VETRO LP-NG-0303-0404 • 09/1963 ▶ 10/1999]\*

| COD.     | OE                       | DETAIL | CLASS | DIM        |
|----------|--------------------------|--------|-------|------------|
| 023C1300 | 0008113333<br>0008112033 |        |       | 354x168 mm |
| 023T1300 | 0008113333               |        |       | 354x168 mm |

## [VETRO NG • 08/1973 ▶ 09/1996]\*

| COD.     | OE         | DETAIL | CLASS | DIM          |
|----------|------------|--------|-------|--------------|
| 024C1301 | 0008103433 |        |       | 408x185,5 mm |
| 024T1301 | 0008113833 |        |       | 408x185,5 mm |

## [CALOTTA ATEGO II • AXOR II • 10/2004 ▶]\*

| COD.   | OE           | DETAIL | CLASS | DIM        |
|--------|--------------|--------|-------|------------|
| 40C335 | 000-811-2007 |        |       | 88x68x72mm |

## [CALOTTA ATEGO II • AXOR II • 10/2004 ▶]\*

| COD.   | OE           | DETAIL | CLASS | DIM        |
|--------|--------------|--------|-------|------------|
| 40C336 | 000-811-2007 |        |       | 88x68x72mm |



## [COPPA CABSTAR • 2013 ▶]\*

| COD.      | OE                       | DETAIL | CLASS | DIM        |
|-----------|--------------------------|--------|-------|------------|
| 35.336.CD | 0008113533<br>0008111933 |        |       | 323x184 mm |
| 35.336.CS |                          |        |       | 323x184 mm |
| 35.336.TD | 96301-LC60<br>96301-LC61 |        |       | 323x184 mm |
| 35.336.TS | 96302-LC60<br>96302-LC61 |        |       | 323x184 mm |



## [COPPA CABSTAR • 2013 ▶]\*

| COD.      | OE | DETAIL | CLASS | DIM        |
|-----------|----|--------|-------|------------|
| 35.337.CR |    |        |       | 323x184 mm |
| 35.337.CT |    |        |       | 323x184 mm |



## [COPPA CABSTAR • 1998 ▶ 2006]\*

| COD.      | OE | DETAIL | CLASS | DIM        |
|-----------|----|--------|-------|------------|
| 40.113.CR |    |        |       | 239x316 mm |
| 40.113.CT |    |        |       | 239x316 mm |
| 40.145.CR |    |        |       | 239x316 mm |
| 40.145.CT |    |        |       | 239x316 mm |
| 42.113.CR |    |        |       | 239x316 mm |
| 40.113.CT |    |        |       | 239x316 mm |



## [VETRO CON PIASTRA ATLEON • 2000 ▶]\*

| COD.      | OE | DETAIL | CLASS | DIM        |
|-----------|----|--------|-------|------------|
| 30.210.11 |    |        |       | 392x192 mm |
| 30.210.33 |    |        |       | 392x192 mm |





[VETRO CON PIASTRA ATLEON • 2000 ▶]\*

| COD.      | OE | DETAIL | CLASS | DIM        |
|-----------|----|--------|-------|------------|
| 30.310.01 |    |        |       | 392x192 mm |
| 30.310.11 |    |        |       | 392x192 mm |



[VETRO CON PIASTRA CABSTAR • 2013 ▶]\*

| COD.      | OE                         | DETAIL | CLASS | DIM        |
|-----------|----------------------------|--------|-------|------------|
| 30.337.11 | 96365-MD40A<br>96365-MB41A |        |       | 296x158 mm |
| 30.337.33 | 96365-MB40B<br>36365-MB40D |        |       | 296x158 mm |



[VETRO CABSTAR • 1998 ▶ 2006]\*

| COD.     | OE | DETAIL | CLASS | DIM        |
|----------|----|--------|-------|------------|
| 020C0113 |    |        |       | 291x172 mm |
| 020T0113 |    |        |       | 291x172 mm |



[VETRO ECO T-100 • ▶ 2002]\*

| COD.     | OE | DETAIL | CLASS | DIM        |
|----------|----|--------|-------|------------|
| 020C5720 |    |        |       | 285x168 mm |

26166-LC60A  
26165-LC60A



[IND. DIREZIONE CABSTAR • 2013 ▶]\*

| COD.     | OE                         | DETAIL | CLASS | DIM       |
|----------|----------------------------|--------|-------|-----------|
| 80.336.0 | 26161-LC60A                |        |       | 150X80 mm |
| 80.336.1 | 26166-LC60A<br>26165-LC60A |        |       | 150X80 mm |



[COPPA PREMIUM • MIDLINER • MIDLUM • 05-1989 ▶]\*

| COD.      | OE                       | DETAIL | CLASS | DIM        |
|-----------|--------------------------|--------|-------|------------|
| 40.329.CR | 5001853675               |        |       | 398x210 mm |
| 40.329.CT | 5001856290               |        |       | 398x210 mm |
| 41.329.CT | 5001824148<br>5001856292 |        |       | 398x210 mm |
| 43.329.CT |                          |        |       | 398x210 mm |
| 42.329.CT | 5001856290<br>5001824149 |        |       | 398x210 mm |
| 46.329.CT |                          |        |       | 398x210 mm |



[VETRO CON PIASTRA PREMIUM • MIDLINER • MIDLUM • 05-1989 ▶]\*

| COD.      | OE                       | DETAIL | CLASS | DIM        |
|-----------|--------------------------|--------|-------|------------|
| 30.329.11 | 5000295475               |        |       | 370x180 mm |
| 30.329.33 | 5010093515<br>5001856614 |        |       | 370x180 mm |
| 30.331.33 |                          |        |       | 375x185 mm |



[VETRO]\*

| COD.     | OE         | DETAIL | CLASS | DIM        |
|----------|------------|--------|-------|------------|
| 020C0328 | 5001832948 |        |       | 180x180 mm |



[VETRO GAMMA R • 10/1980 ▶ 10/1991]\*

| COD.     | OE                       | DETAIL | CLASS | DIM        |
|----------|--------------------------|--------|-------|------------|
| 025C1043 | 5010057828               |        |       | 404x207 mm |
| 025T1043 | 5010093515<br>5010057827 |        |       | 404x207 mm |





## [VETRO PREMIUM • MIDLINER • MIDLUM • ▶ 09/2005]\*

| COD.     | OE         | DETAIL | CLASS | DIM        |
|----------|------------|--------|-------|------------|
| 020C0327 | 7485115895 |        |       | 256x157 mm |
| 020T0327 | 7485115895 |        |       | 256x157 mm |



## [CALOTTA PREMIUM • MIDLINER • MIDLUM • 05-1989 ▶ ]\*

| COD.   | OE                       | DETAIL | CLASS | DIM       |
|--------|--------------------------|--------|-------|-----------|
| 40C329 | 5001853675<br>5001824148 |        |       | 88x170 mm |



## [RESISTENZA PREMIUM • MIDLINER • MIDLUM • 09/2005 ▶ ]\*

| COD.     | OE         | DETAIL | CLASS | DIM        |
|----------|------------|--------|-------|------------|
| 020T0329 | 5001832947 |        |       | 373x181 mm |
| 020T0330 | 5001832947 |        |       | 373x182 mm |



## [GUARDARUOTA]\*

| COD.     | OE     | DETAIL | CLASS | DIM        |
|----------|--------|--------|-------|------------|
| 40.402.0 | 152773 |        | V     | 319x187 mm |



## [SPECCHIO COMPLETO SERIE L - P - G - R • 2003 ▶ 2015]\*

| COD.     | OE      | DETAIL | CLASS | DIM        |
|----------|---------|--------|-------|------------|
| 40.500.0 | 1765813 |        |       | 710x290 mm |
| 40.500.1 | 1765811 |        |       | 710x290 mm |
| 40.501.0 | 1723519 |        |       | 710x415 mm |
| 40.501.1 | 1723518 |        |       | 710x415 mm |





## [SPECCHIO COMPLETO SERIE L - P - G - R - S • 2016 ▶]\*

| COD.     | OE      | DETAIL | CLASS | DIM        |
|----------|---------|--------|-------|------------|
| 40.502.0 | 2558093 |        | II-IV | 910x450 mm |
| 40.502.1 | 2558091 |        | II-IV | 880x300 mm |



## [COPPA 93-113-143 • 05/1988 ▶ 12/1996]\*

| COD.      | OE                | DETAIL | CLASS | DIM        |
|-----------|-------------------|--------|-------|------------|
| 40.014.CR | 1106953<br>316623 |        | II    | 430x230 mm |
| 40.014.CT | 1106955<br>316624 |        | II    | 430x230 mm |



## [COPPA 93-113-143 • 05/1988 ▶ 12/1996]\*

| COD.      | OE                | DETAIL | CLASS | DIM        |
|-----------|-------------------|--------|-------|------------|
| 40.114.CR | 1106953<br>316623 |        | II    | 430x230 mm |
| 40.114.CT | 1106955<br>316624 |        | II    | 430x230 mm |



## [COPPA 93-113-143 LAMIERA • 05/1988 ▶ 12/1996]\*

| COD.      | OE                | DETAIL | CLASS | DIM        |
|-----------|-------------------|--------|-------|------------|
| 40.110.CR | 1106953<br>316623 |        | II    | 430x230 mm |
| 40.110.CT | 1106955<br>316624 |        | II    | 430x230 mm |



## [COPPA GRANDANGOLO 93-113-143 LAMIERA • 10/1981 ▶ 12/1996]\*

| COD.      | OE     | DETAIL | CLASS | DIM        |
|-----------|--------|--------|-------|------------|
| 40.121.CR | 316920 |        | IV    | 263x153 mm |
| 40.121.CT | 316920 |        | IV    | 263x153 mm |



## [COPPA GUARDARUOTA 93-113-143 LAMIERA • 10/1981 ▶ 12/1996]\*

| COD.     | OE     | DETAIL | CLASS | DIM        |
|----------|--------|--------|-------|------------|
| 40.123.0 | 316920 |        | V     | 263x153 mm |
| 40.123.3 | 316920 |        | V     | 263x153 mm |







## [COPPA SERIE P4 RPT • 2007 ▶]\*

| COD.      | OE                 | DETAIL | CLASS | DIM        |
|-----------|--------------------|--------|-------|------------|
| 41.510.CT | 1346382<br>1732783 |        |       | 270x195 mm |
| 41.511.CT | 1346381<br>1732782 |        |       | 270x195 mm |



## [VETRO CON PIASTRA SERIE 4 • SERIE P, G, R, T • 09/1996 ▶]\*

| COD.      | OE                 | DETAIL | CLASS | DIM        |
|-----------|--------------------|--------|-------|------------|
| 30.500.11 |                    |        |       | 435x208 mm |
| 30.500.33 | 1346378<br>1732776 |        |       | 435x208 mm |



## [VETRO CON PIASTRA SERIE L - P - G - R - S • 2016 ▶]\*

| COD.       | OE      | DETAIL | CLASS | DIM        |
|------------|---------|--------|-------|------------|
| 30.502.33D | 2116846 |        |       | 390x200 mm |
| 30.502.33S | 2116845 |        |       | 390x200 mm |



## [VETRO CON PIASTRA SERIE L - P - G - R - S • 2016 ▶]\*

| COD.       | OE      | DETAIL | CLASS | DIM        |
|------------|---------|--------|-------|------------|
| 30.503.33D | 2116849 |        |       | 210x210 mm |
| 30.503.33S | 2116848 |        |       | 210x210 mm |



## [VETRO CON PIASTRA SERIE 4 • SERIE P, G, R, T • 09/1996 ▶]\*

| COD.      | OE                 | DETAIL | CLASS | DIM        |
|-----------|--------------------|--------|-------|------------|
| 30.510.11 | 1346379            |        |       | 190x170 mm |
| 30.510.33 | 1346579<br>1732778 |        |       | 190x170 mm |



## [93-113-143 • 05/1988 ▶ 12/1996]\*

| COD.     | OE     | DETAIL | CLASS | DIM        |
|----------|--------|--------|-------|------------|
| 028C1303 | 296538 |        |       | 416x220 mm |
| 028T1303 | 376245 |        |       | 416x220 mm |



| COD.      | OE | DETAIL | CLASS | DIM        |
|-----------|----|--------|-------|------------|
| 30.402.11 |    |        |       | 316x185 mm |



## [93-113-143 • 05/1988 ▶ 12/1996]\*

| COD.     | OE     | DETAIL | CLASS | DIM        |
|----------|--------|--------|-------|------------|
| 020C0121 | 316918 |        |       | 253x146 mm |
| 020T0121 | 316918 |        |       | 253x146 mm |



## [ATTACCO PER COPPA GUARDARUOTA]\*

| COD.      | OE | DETAIL | CLASS | DIM        |
|-----------|----|--------|-------|------------|
| 40.402.BR |    |        |       | 318x186 mm |





[SPECCHIO COMPLETO FH-FM • 05/2007 ▶]\*

| COD.     | OE | DETAIL | CLASS | DIM        |
|----------|----|--------|-------|------------|
| 40.440.0 |    |        | II-IV | 810x440 mm |
| 40.440.1 |    |        | II-IV | 810x440 mm |

[COPPA FH-FM • 05/2007 ▶]\*

| COD.      | OE | DETAIL | CLASS | DIM        |
|-----------|----|--------|-------|------------|
| 41.441.CT |    |        | IV    | 235x210 mm |
| 41.442.CT |    |        | IV    | 235x210 mm |



[SPECCHIO COMPLETO FH16 - FH -FM]\*

| COD.     | OE | DETAIL | CLASS | DIM         |
|----------|----|--------|-------|-------------|
| 40.445.0 |    |        | II-IV | 1015x400 mm |
| 40.445.1 |    |        | II-IV | 1015x400 mm |

Questo vetro non può essere venduto nei paesi della Gran Bretagna, Germania, Svezia, Italia, Spagna e Francia, causa brevetto.  
This glass cannot be sold in the countries of Great Britain, Germany, Sweden, Italy, Spain and France due to patent restriction.

[COPPA FH16 - FH -FM]\*

| COD.      | OE | DETAIL | CLASS | DIM        |
|-----------|----|--------|-------|------------|
| 40.444.CT |    |        | II    | 390x200 mm |
| 40.445.CT |    |        | II    | 390x200 mm |

Questo vetro non può essere venduto nei paesi della Gran Bretagna, Germania, Svezia, Italia, Spagna e Francia, causa brevetto.  
This glass cannot be sold in the countries of Great Britain, Germany, Sweden, Italy, Spain and France due to patent restriction.

[COPPA FH16 - FH -FM]\*

| COD.      | OE | DETAIL | CLASS | DIM        |
|-----------|----|--------|-------|------------|
| 40.446.CT |    |        | IV    | 210x210 mm |

Questo vetro non può essere venduto nei paesi della Gran Bretagna, Germania, Svezia, Italia, Spagna e Francia, causa brevetto.  
This glass cannot be sold in the countries of Great Britain, Germany, Sweden, Italy, Spain and France due to patent restriction.





## [CALOTTA FH16 - FH -FM]\*

| COD.    | OE | DETAIL | CLASS | DIM        |
|---------|----|--------|-------|------------|
| 40C445D |    |        |       | 390x200 mm |
| 40C445S |    |        |       | 390x200 mm |

Questo vetro non può essere venduto nei paesi della Gran Bretagna, Germania, Svezia, Italia, Spagna e Francia, causa brevetto.  
This glass cannot be sold in the countries of Great Britain, Germany, Sweden, Italy, Spain and France due to patent restriction.

## [CALOTTA GRANDANGOLO FH16 - FH -FM]\*

| COD.   | OE | DETAIL | CLASS | DIM        |
|--------|----|--------|-------|------------|
| 40C446 |    |        |       | 210X210 mm |

Questo vetro non può essere venduto nei paesi della Gran Bretagna, Germania, Svezia, Italia, Spagna e Francia, causa brevetto.  
This glass cannot be sold in the countries of Great Britain, Germany, Sweden, Italy, Spain and France due to patent restriction.

## [GUARDARUOTA FH16 - FH -FM]\*

| COD.     | OE | DETAIL | CLASS | DIM          |
|----------|----|--------|-------|--------------|
| 40.447.0 |    |        | V     | sporg. 200mm |

Questo vetro non può essere venduto nei paesi della Gran Bretagna, Germania, Svezia, Italia, Spagna e Francia, causa brevetto.  
This glass cannot be sold in the countries of Great Britain, Germany, Sweden, Italy, Spain and France due to patent restriction.

## [GUARDA AVANTI FH16 - FH -FM]\*

| COD.     | OE | DETAIL | CLASS | DIM          |
|----------|----|--------|-------|--------------|
| 40.448.0 |    |        | VI    | sporg. 250mm |

Questo vetro non può essere venduto nei paesi della Gran Bretagna, Germania, Svezia, Italia, Spagna e Francia, causa brevetto.  
This glass cannot be sold in the countries of Great Britain, Germany, Sweden, Italy, Spain and France due to patent restriction.



## [COPPA FL4-FL6 • 09/1985 ▶ 09/1993]\*

| COD.      | OE      | DETAIL | CLASS | DIM        |
|-----------|---------|--------|-------|------------|
| 40.108.CR | 6793879 |        | II    | 370x184 mm |
| 40.108.CT | 6793880 |        | II    | 370x184 mm |



## [COPPA F7-F10-F12-F16 • 12/1977 ▶ 08/1985]\*

| COD.      | OE                 | DETAIL | CLASS | DIM        |
|-----------|--------------------|--------|-------|------------|
| 40.111.CR | 1581550            |        | II    | 380x185 mm |
| 40.111.CT | 1594412<br>1594411 |        | II    | 380x185 mm |



## [COPPA F10-F12-F16 • 08/1977 ▶ 12/1994]\*

| COD.      | OE      | DETAIL | CLASS | DIM        |
|-----------|---------|--------|-------|------------|
| 40.118.CR | 1699012 |        | IV    | 227x117 mm |
| 40.118.CT | 1699013 |        | IV    | 227x117 mm |



## [COPPA F10-F12-F16 • 08/1977 ▶ 12/1994]\*

| COD.      | OE      | DETAIL | CLASS | DIM        |
|-----------|---------|--------|-------|------------|
| 40.119.CR | 1699010 |        | II    | 390x205 mm |
| 40.119.CT | 1699011 |        | II    | 390x205 mm |



## [VETRO CON PIASTRA FH-FM • 08/1993 ▶ 03/2002]\*

| COD.      | OE                 | DETAIL | CLASS | DIM        |
|-----------|--------------------|--------|-------|------------|
| 30.319.11 | 3090736            |        |       | 434x199 mm |
| 30.319.33 | 3091756<br>3090737 |        |       | 434x199 mm |







## [VETRO CON PIASTRA FH-FM • 08/1993 ▶ 03/2002]\*

| COD.      | OE                 | DETAIL | CLASS | DIM        |
|-----------|--------------------|--------|-------|------------|
| 30.318.11 | 3090736            |        |       | 434x199 mm |
| 30.318.33 | 3091756<br>3090737 |        |       | 434x199 mm |

Questo vetro non può essere venduto nei paesi della Gran Bretagna, Germania, Svezia, Italia, Spagna e Francia, causa brevetto.  
This glass cannot be sold in the countries of Great Britain, Germany, Sweden, Italy, Spain and France due to patent restriction



## [VETRO CON PIASTRA FH-FM • 08/1993 ▶ 03/2002]\*

| COD.      | OE                 | DETAIL | CLASS | DIM        |
|-----------|--------------------|--------|-------|------------|
| 30.338.11 | 3090738            |        |       | 190x170 mm |
| 30.338.33 | 3091757<br>3090739 |        |       | 190x170 mm |

Questo vetro non può essere venduto nei paesi della Gran Bretagna, Germania, Svezia, Italia, Spagna e Francia, causa brevetto.  
This glass cannot be sold in the countries of Great Britain, Germany, Sweden, Italy, Spain and France due to patent restriction



## [VETRO CON PIASTRA FH-FM • 2000 ▶ ]\*

| COD.      | OE                   | DETAIL | CLASS | DIM        |
|-----------|----------------------|--------|-------|------------|
| 30.440.11 | 20567685<br>20455995 |        |       | 180x200 mm |
| 30.440.33 | 20567685<br>20455995 |        |       | 180x200 mm |



## [VETRO CON PIASTRA FH-FM • 2000 ▶ ]\*

| COD.      | OE                   | DETAIL | CLASS | DIM        |
|-----------|----------------------|--------|-------|------------|
| 30.441.11 | 20567670<br>20455986 |        |       | 425x200 mm |
| 30.441.33 | 20567670<br>20455986 |        |       | 425x200 mm |



## [VETRO CON PIASTRA FH16 - FH -FM]\*

| COD.       | OE | DETAIL | CLASS | DIM |
|------------|----|--------|-------|-----|
| 30.445.33D |    |        |       |     |
| 30.445.33S |    |        |       |     |

Questo vetro non può essere venduto nei paesi della Gran Bretagna, Germania, Svezia, Italia, Spagna e Francia, causa brevetto.  
This glass cannot be sold in the countries of Great Britain, Germany, Sweden, Italy, Spain and France due to patent restriction.



## [VETRO CON PIASTRA FH16 - FH -FM]\*

| COD.      | OE | DETAIL | CLASS | DIM |
|-----------|----|--------|-------|-----|
| 30.446.33 |    |        |       |     |



## VETRO FL6-FL7 • 01/1991 ▶ 09/1998]\*

| COD.     | OE      | DETAIL | CLASS | DIM        |
|----------|---------|--------|-------|------------|
| 020C0118 | 1699016 |        |       | 191x153 mm |
| 020T0118 | 1699017 |        |       | 191x153 mm |



## VETRO F10-F12-F16 • 01/1983 ▶ 12/1994]\*

| COD.     | OE      | DETAIL | CLASS | DIM        |
|----------|---------|--------|-------|------------|
| 020C0119 | 1699014 |        |       | 375x190 mm |
| 020T0119 | 1699015 |        |       | 375x190 mm |





[VETRO F7-F10-F12-F16 • 08/1977 ▶ 12/1994]\*

| COD.     | OE                 | DETAIL | CLASS | DIM        |
|----------|--------------------|--------|-------|------------|
| 021C5210 | 1581599            |        |       | 367x175 mm |
| 021T5210 | 1581602<br>1594415 |        |       | 367x175 mm |



| COD.     | OE      | DETAIL | CLASS | DIM        |
|----------|---------|--------|-------|------------|
| 023C1300 | 1697926 |        |       | 354x168 mm |
| 023T1300 | 1697926 |        |       | 354x168 mm |



[VETRO FL4-FL6-FL7-FL10-F10-F12-F16 • 09/1985 ▶ 09/1994]\*

| COD.     | OE      | DETAIL | CLASS | DIM        |
|----------|---------|--------|-------|------------|
| 028C1306 | 1697007 |        |       | 429x195 mm |
| 028T1306 | 1697008 |        |       | 429x195 mm |



[RESISTENZA]\*

| COD.   | OE      | DETAIL | CLASS | DIM        |
|--------|---------|--------|-------|------------|
| R1304V | 3090737 |        |       | 412x180 mm |



# SPECCHI, COPPE e BRACCI UNIVERSALI

Universal complete mirrors, spare head and arms.





**SPECCHIO COMPLETO\***

| COD.     | OE | DETAIL | CLASS | DIM        |
|----------|----|--------|-------|------------|
| 40.128.0 |    |        | II    | 250x160 mm |
| 40.128.2 |    |        | II    | 250x160 mm |



**GUARDARUOTA\***

| COD.      | OE | DETAIL | CLASS | DIM           |
|-----------|----|--------|-------|---------------|
| 40.029.0  |    |        | V     | 227x175 mm    |
| 40.029.CR |    |        | V     | 227x175 mm    |
| 40.129.0  |    |        | V     | 227x175 mm    |
| 40.129.CR |    |        | V     | 227x175 mm    |
| 40.029.CT |    |        | V     | 227x175 mm    |
| 40.029.BR |    |        |       | sporg. 130 mm |



**GUARDARUOTA\***

| COD.      | OE | DETAIL | CLASS | DIM        |
|-----------|----|--------|-------|------------|
| 40.134.0  |    |        | V     | 227x175 mm |
| 40.134.BR |    |        |       | 263x165 mm |



**SPECCHIO COMPLETO\***

| COD.      | OE | DETAIL | CLASS | DIM           |
|-----------|----|--------|-------|---------------|
| 40.138.0  |    |        | VI    | 263x145 mm    |
| 40.138.1  |    |        | VI    | 263x145 mm    |
| 40.132.CR |    |        | IV    | 263x145 mm    |
| 40.138.BD |    |        |       | sporg. 328 mm |
| 40.138.BS |    |        |       | sporg. 328 mm |



**SPECCHIO COMPLETO\***

| COD.      | OE | DETAIL | CLASS | DIM           |
|-----------|----|--------|-------|---------------|
| 40.141.0  |    |        | VI    | 263x149 mm    |
| 40.141.1  |    |        | VI    | 263x149 mm    |
| 40.239.CR |    |        | IV    | 263x149 mm    |
| 40.138.BD |    |        |       | sporg. 328 mm |
| 40.138.BS |    |        |       | sporg. 328 mm |







## SPECCHIO COMPLETO\*

| COD.      | OE | DETAIL | CLASS | DIM          |
|-----------|----|--------|-------|--------------|
| 40.142.0  |    |        | II-IV | sporg. 300mm |
| 40.142.1  |    |        | II-IV | sporg. 300mm |
| 40.142.2  |    |        | II-IV | sporg. 300mm |
| 40.142.3  |    |        | II-IV | sporg. 300mm |
| 40.142.BR |    |        |       | sporg. 300mm |
| 40.410.CR |    |        | II    | 384x205 mm   |
| 40.410.CT |    |        | II    | 384x205 mm   |
| 41.410.CT |    |        | II    | 384x205 mm   |
| 40.411.CR |    |        | IV    | 220X170 mm   |
| 40.411.CT |    |        | IV    | 220X170 mm   |
| 41.411.CT |    |        | IV    | 220X170 mm   |
| 40C410    |    |        |       | 374x196 mm   |
| 40C411    |    |        |       | 209x160 mm   |



h 770mm

## SPECCHIO COMPLETO\*

| COD.      | OE | DETAIL | CLASS | DIM          |
|-----------|----|--------|-------|--------------|
| 50.143.0  |    |        | II    | 231x174mm    |
| 50.143.1  |    |        | II    | 231x174mm    |
| 50.101.CR |    |        | II    | 231x174mm    |
| 50.143.BD |    |        |       | sporg. 244mm |
| 50.143.BS |    |        |       | sporg. 244mm |



## GUARDARUOTA\*

| COD.        | OE | DETAIL | CLASS | DIM        |
|-------------|----|--------|-------|------------|
| 40.224.0    |    |        | V     | 263x175 mm |
| 40.224.3    |    |        | V     | 263x175 mm |
| 40.224.CR10 |    |        | IV    | 263x145 mm |
| 40.224.CT10 |    |        | IV    | 263x145 mm |
| 40.224.CR12 |    |        | IV    | 263x145 mm |
| 40.224.CT12 |    |        | IV    | 263x145 mm |
| 40.224.BR   |    |        |       | 263x145 mm |



## GUARDARUOTA\*

| COD.      | OE          | DETAIL | CLASS | DIM           |
|-----------|-------------|--------|-------|---------------|
| 40.227.0  |             |        | V     | 263x175 mm    |
| 42.227.0  |             |        | V     | 263x175 mm    |
| 40.227.3  |             |        | V     | 263x145 mm    |
| 40.240.0  |             |        | V     | 263x145 mm    |
| 42.240.0  |             |        | V     | 263x145 mm    |
| 010C1320  | 81637330068 |        |       | 263x145 mm    |
| 40.029.BR |             |        |       | sporg. 130 mm |





## SPECCHIO COMPLETO\*

| COD.      | OE | DETAIL | CLASS | DIM        |
|-----------|----|--------|-------|------------|
| 40.239.0  |    |        | IV    | 263x175 mm |
| 40.239.3  |    |        | IV    | 263x175 mm |
| 40.239.CR |    |        | IV    | 263x145 mm |
| 40.239.CT |    |        | IV    | 263x145 mm |
| 40.224.BR |    |        |       | 263x145 mm |



## SPECCHIO COMPLETO\*

| COD.      | OE | DETAIL | CLASS | DIM          |
|-----------|----|--------|-------|--------------|
| 40.410.4  |    |        | II-IV | sporg. 300mm |
| 40.410.5  |    |        | II-IV | sporg. 300mm |
| 40.410.BR |    |        |       | sporg. 300mm |
| 40.410.CT |    |        | II    | 384x205 mm   |
| 40.411.CT |    |        | IV    | 220X170 mm   |



## SPECCHIO COMPLETO\*

| COD.      | OE | DETAIL | CLASS | DIM           |
|-----------|----|--------|-------|---------------|
| 50.117.0  |    |        | II    | sporg. 290 mm |
| 50.117.1  |    |        | II    | sporg. 290 mm |
| 50.117.2  |    |        | II    | sporg. 290 mm |
| 50.117.3  |    |        | II    | sporg. 290 mm |
| 50.117.BD |    |        |       | sporg. 290mm  |
| 50.117.BS |    |        |       | sporg. 290mm  |



## COPPA\*

| COD.      | OE | DETAIL | CLASS | DIM        |
|-----------|----|--------|-------|------------|
| 40.112.CR |    |        | II    | 380x185 mm |
| 40.112.CT |    |        | II    | 380x185 mm |



## COPPA\*

| COD.      | OE | DETAIL | CLASS | DIM        |
|-----------|----|--------|-------|------------|
| 40.115.CR |    |        | II    | 318x186 mm |
| 40.115.CT |    |        | II    | 318x186 mm |
| 41.115.CT |    |        | II    | 318x186 mm |



## COPPA\*

| COD.      | OE | DETAIL | CLASS | DIM        |
|-----------|----|--------|-------|------------|
| 40.116.CR |    |        | II    | 379x187 mm |
| 40.116.CT |    |        | II    | 379x187 mm |
| 41.116.CT |    |        | II    | 379x187 mm |
| 42.116.CT |    |        | II    | 379x187 mm |
| 43.116.CT |    |        | II    | 379x187 mm |



## COPPA\*

| COD.      | OE          | DETAIL | CLASS | DIM        |
|-----------|-------------|--------|-------|------------|
| 40.120.CR |             |        | IV    | 227x175 mm |
| 40.120.CT |             |        | IV    | 227x175 mm |
| 020C0120  | 316918      |        |       | 227x175 mm |
| 40.132.CR |             |        | IV    | 227x175 mm |
| 40.132.CT |             |        | IV    | 227x175 mm |
| 010C1320  | 81637330068 |        |       | 211x161 mm |
| 010T1320  |             |        |       | 211x161 mm |







## COPPA\*

| COD.      | OE          | DETAIL | CLASS | DIM        |
|-----------|-------------|--------|-------|------------|
| 40.122.CR |             |        | IV    | 227x175 mm |
| 010C1320  | 81637330068 |        |       | 227x175 mm |



## COPPA\*

| COD.      | OE | DETAIL | CLASS | DIM        |
|-----------|----|--------|-------|------------|
| 40.130.CR |    |        | II    | 240x156 mm |
| 40.130.CT |    |        | II    | 240x156 mm |
| 41.130.CT |    |        | II    | 240x156 mm |



## COPPA\*

| COD.      | OE | DETAIL | CLASS | DIM        |
|-----------|----|--------|-------|------------|
| 40.239.CR |    |        | IV    | 263x145 mm |
| 40.240.CR |    |        | IV    | 263x145 mm |
| 40.239.CT |    |        | IV    | 263x145 mm |
| 40.240.CT |    |        | IV    | 263x145 mm |



## COPPA\*

| COD.      | OE | DETAIL | CLASS | DIM        |
|-----------|----|--------|-------|------------|
| 40.329.CR |    |        | II    | 398x210 mm |
| 40.329.CT |    |        | II    | 398x210 mm |
| 41.329.CT |    |        | II    | 398x210 mm |
| 42.329.CT |    |        | II    | 398x210 mm |



## VETRO CON PIASTRA\*

| COD.      | OE | DETAIL | CLASS | DIM        |
|-----------|----|--------|-------|------------|
| 30.329.11 |    |        |       | 370x180 mm |
| 30.329.33 |    |        |       | 370x180 mm |
| 30.331.33 |    |        |       | 370x180 mm |



| COD.     | OE | DETAIL | CLASS | DIM        |
|----------|----|--------|-------|------------|
| 020C0116 |    |        |       | 367x176 mm |
| 020T0116 |    |        |       | 367x176 mm |



| COD.     | OE | DETAIL | CLASS | DIM        |
|----------|----|--------|-------|------------|
| 020C0106 |    |        |       | 234x144 mm |
| 020T0106 |    |        |       | 234x144 mm |
| 020T0166 |    |        |       | 234x144 mm |



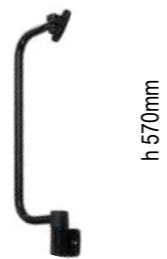
| COD.     | OE | DETAIL | CLASS | DIM        |
|----------|----|--------|-------|------------|
| 020C0115 |    |        |       | 310x176 mm |
| 020T0115 |    |        |       | 310x176 mm |
| 021T0115 |    |        |       | 310x176 mm |







| COD.      | OE | DETAIL | CLASS | DIM          |
|-----------|----|--------|-------|--------------|
| 40.068.BD |    |        |       | sporg. 140mm |
| 40.068.BS |    |        |       | sporg. 140mm |



| COD.      | OE | DETAIL | CLASS | DIM          |
|-----------|----|--------|-------|--------------|
| 40.050.BD |    |        |       | sporg. 134mm |
| 40.050.BS |    |        |       | sporg. 134mm |



| COD.      | OE | DETAIL | CLASS | DIM          |
|-----------|----|--------|-------|--------------|
| 40.070.BR |    |        |       | sporg. 160mm |



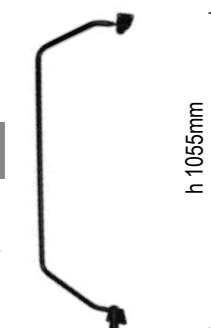
| COD.      | OE | DETAIL | CLASS | DIM          |
|-----------|----|--------|-------|--------------|
| 40.071.BD |    |        |       | sporg. 265mm |
| 40.071.BS |    |        |       | sporg. 265mm |



| COD.      | OE | DETAIL | CLASS | DIM        |
|-----------|----|--------|-------|------------|
| 40.072.BR |    |        |       | 570x190 mm |



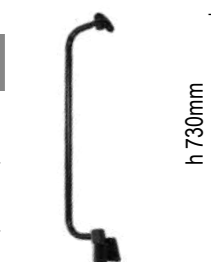
| COD.      | OE | DETAIL | CLASS | DIM          |
|-----------|----|--------|-------|--------------|
| 40.128.BR |    |        |       | sporg. 300mm |



| COD.      | OE | DETAIL | CLASS | DIM          |
|-----------|----|--------|-------|--------------|
| 40.138.BD |    |        |       | sporg. 328mm |
| 40.138.BS |    |        |       | sporg. 328mm |




| COD.      | OE | DETAIL | CLASS | DIM          |
|-----------|----|--------|-------|--------------|
| 40.140.BD |    |        |       | sporg. 148mm |
| 40.140.BS |    |        |       | sporg. 148mm |









| COD.      | OE | DETAIL | CLASS | DIM          |
|-----------|----|--------|-------|--------------|
| 40.142.BR |    |        |       | sporg. 228mm |








| COD.      | OE | DETAIL | CLASS | DIM        |
|-----------|----|--------|-------|------------|
| 40.170.BD |    |        |       | 308x263 mm |
| 40.170.BS |    |        |       | 308x263 mm |

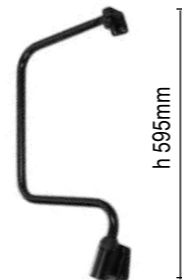










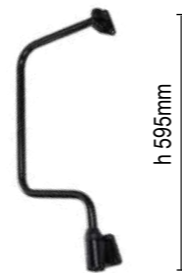
| COD.      | OE | DETAIL  | CLASS | DIM        |
|-----------|----|---|-------|------------|
| 40.171.BD |    |    |       | 308x263 mm |
| 40.171.BS |    |    |       | 308x263 mm |




| COD.      | OE | DETAIL  | CLASS | DIM          |
|-----------|----|---|-------|--------------|
| 40.347.BD |    |    |       | sporg. 325mm |
| 40.347.BS |    |    |       | sporg. 325mm |









| COD.      | OE | DETAIL  | CLASS | DIM          |
|-----------|----|---|-------|--------------|
| 40.348.BD |    |    |       | sporg. 285mm |
| 40.348.BS |    |    |       | sporg. 285mm |









| COD.      | OE | DETAIL  | CLASS | DIM          |
|-----------|----|---|-------|--------------|
| 50.116.BD |    |    |       | sporg. 170mm |
| 50.116.BS |    |    |       | sporg. 170mm |









| COD.      | OE | DETAIL  | CLASS | DIM          |
|-----------|----|---|-------|--------------|
| 50.117.BD |    |    |       | sporg. 290mm |
| 50.117.BS |    |    |       | sporg. 290mm |



| COD.      | OE | DETAIL  | CLASS | DIM           |
|-----------|----|---|-------|---------------|
| 50.119.BD |    |    |       | sporg. 200 mm |
| 50.119.BS |    |    |       | sporg. 200 mm |



| COD.      | OE | DETAIL  | CLASS | DIM          |
|-----------|----|---|-------|--------------|
| 50.121.BD |    |    |       | sporg. 445mm |
| 50.121.BS |    |    |       | sporg. 445mm |





## [RESISTENZA]\*

| COD.   | OE | DETAIL    | CLASS | DIM        |
|--------|----|-----------|-------|------------|
| R1118V |    | 24 V 20 W |       | 175x139 mm |



## [RESISTENZA]\*

| COD.   | OE | DETAIL    | CLASS | DIM        |
|--------|----|-----------|-------|------------|
| R1300V |    | 24 V 30 W |       | 307x155 mm |



## [RESISTENZA]\*

| COD.   | OE | DETAIL    | CLASS | DIM        |
|--------|----|-----------|-------|------------|
| R1303V |    | 24 V 50 W |       | 390x165 mm |



## [RESISTENZA]\*

| COD.   | OE | DETAIL    | CLASS | DIM        |
|--------|----|-----------|-------|------------|
| R1304V |    | 24 V 40 W |       | 412x180 mm |



## [RESISTENZA]\*

| COD.   | OE | DETAIL    | CLASS | DIM        |
|--------|----|-----------|-------|------------|
| R1309V |    | 24 V 30 W |       | 371x184 mm |



## [RESISTENZA]\*

| COD.   | OE | DETAIL    | CLASS | DIM        |
|--------|----|-----------|-------|------------|
| R1322V |    | 24 V 30 W |       | 307x155 mm |



## [RESISTENZA]\*

| COD.   | OE | DETAIL    | CLASS | DIM        |
|--------|----|-----------|-------|------------|
| R1323V |    | 24 V 20 W |       | 220x130 mm |



## [RESISTENZA]\*

| COD.   | OE | DETAIL | CLASS | DIM |
|--------|----|--------|-------|-----|
| R1308V |    | 24 V   |       |     |

| COD.   | OE | DETAIL | CLASS | DIM         |
|--------|----|--------|-------|-------------|
| C.5300 |    | 100    |       | lung. 100cm |
| C.5350 |    | 150    |       | lung. 150cm |
| C.5301 |    | 200    |       | lung. 200cm |



| COD.    | OE | DETAIL | CLASS | DIM  |
|---------|----|--------|-------|------|
| MN.5000 |    | 20 B   |       | 20mm |
| MG.5000 |    | 20 G   |       | 20mm |
| MN.5001 |    | 18 B   |       | 18mm |



| COD. | OE | DETAIL | CLASS | DIM |
|------|----|--------|-------|-----|
| C03  |    | ADAPT  |       |     |
| C10  |    | ADAPT  |       |     |



| COD.  | OE | DETAIL | CLASS | DIM |
|-------|----|--------|-------|-----|
| M0216 |    | 24 V   |       |     |









**S.I.E.**

SPECCHI RETROVISORI

**S.I.E. srl**  
[www.sie-srl.eu](http://www.sie-srl.eu)

Sede operativa: Via la Bruina, 1 – 10040, Volvera (TO) | Sede legale: Via Duchessa Jolanda, 44 – 10138, Torino  
Tel: +39 011 985 9062 | Mail: [sie@siesas.com](mailto:sie@siesas.com) | Fax: +39 011 990 6154 | P.IVA/C.F. 07027780019